




Utility Grounding

DIVISION





Utility Grounding Division

99 Years of Manufacturing Heritage in the USA...

Founded in 1922 by Paul N. Travis, Travis Pattern and Foundry began as a small business producing patterns for sand casting. As the company grew, nonferrous foundry operations were added and industrial castings became a major part of the business.

The company experienced significant growth in the 1970's when it began producing a proprietary line of irrigation products. Self propelled irrigation systems were developed; then, as the product lines grew, casting operations increased and steel forming and galvanizing capabilities were added.

From the mid 1980's until the present, nonferrous casting operations have increased and more diverse product lines have been added. The acquisition of Product Design Utility in 1992 gave us the ability to provide a full range of substation connectors. This led to the deployment of Travis Utility Grounding Division (UGD).

Travis Pattern and Foundry has experienced immense changes during its 99 years of business. Travis supplies an extensive range of products to a growing number of customers all over the world. Our facility has prevailed among the most modern anywhere. We continue to update our production equipment to keep up with new technology and provide the highest quality products available.

Terms and conditions of sale

Prices and Terms of Payment

Quotations are firm when accepted within 30 days. Payment terms are net 30 days from date of invoice.

Transportation of Shipments

All prices are F.O.B. shipping point.

Packaging

Utility Grounding Division reserves the right to ship in standard packaging. All export or special types of packaging are subject to additional charges.

Sales Tax

Prices do not include sales, use, excise or similar taxes. The Company reserves the right to add the net selling price to the amount of such tax as may be required by law.

Limitation of Liability

The Company's liability on any claim of any kind, including negligence, for any loss or damage resulting from a contract, from the manufacture, sale, resale, delivery, repair or use of our equipment furnished on a contract shall in no case exceed the price invoiced on the order. In no event shall the Company be liable for special or consequential damage.

Guarantee

Utility Grounding Division warrants that its manufactured products will be free from defects in material, workmanship, and title. If it appears within one year from date of shipment that the product does not meet the warranty specified under normal and proper use of the product, it will be repaired or replaced at the company's expense F.O.B. factory.





Table of Contents:

SECTION	PAGE
C-Clamp	4-14
Ball Socket Clamp	16-17
Flat Clamp	18-19
Duckbill Clamp	20-21
Vice Grip Clamp	22-23
Cut Out Clamp	24
Rail Clamp	25
Angle Clamp	26-27
IWCB Clamp	29
I-Beam Clamp	31
Load Break Bushing	33
Load Break Elbow	34
Ferrules	35-36
Cable	37
Ground Kit	38
Meter Base	39
Cable Reel	40
Hot Stick	41-44
Temporary Hot Arm	45
DLJ Tool	46
Ground Studs	47-55
Pole Clamp	56
Cluster Bar	57
Pole Ground Band	58
Breakaway Connector	59
Cast Strain Relief	61
Thumb Screw	62
Ball Stud Cover	63
Parking Stand & CGT	64
T-Handle Adapter	65
Discharge Stick/ Bonding	66-69
Tool Holder	70
Tube Covers	71-73
Accessories	74-75
Index	76-79




Utility Grounding Division

C-CLAMPS




TP40ACAT15-001



TP40BCAT15-001

PART NUMBER	MATERIAL	SIZE	JAW	MAIN LINE		CONDUCTOR CABLE OR BUS DIA. RANGE	MAX CURRENT FAULT RATING		LBS
				Min	Max				
TP40ACAT15-001	ALUMINUM	.40	SMOOTH	#6	266.8 AWG	0.125-.625	5H	47 kA @ 15 CYCLES, X/R=30	.75
TRAVIS PATTERN .40" ALUMINUM C-CLAMP, SMOOTH, THREADED 15 DEG									
TP40BCAT15-001	BRONZE	.40	SMOOTH	#6	266.8 AWG	0.125-.625	5H	47 kA @ 15 CYCLES, X/R=30	2
TRAVIS PATTERN .40" BRONZE C-CLAMP, SMOOTH, THREADED 15 DEG									

Continuous Current Rating: 400A




C-CLAMPS




TP75ACAT15
TP75ACBT15



TP75BCAT15
TP75BCBT15



TP75ACAT15-SR
TP75BCAT15-SR



TP75ACAT15-M-PG



TP75ACAT15-VJ

PART NUMBER	MATERIAL	SIZE	JAW	MAIN LINE		CONDUCTOR CABLE OR BUS DIA. RANGE	MAX CURRENT FAULT RATING		LBS
				Min	Max				
TP75ACAT15	ALUMINUM	3/4"	SMOOTH	#6	477 MCM	0.125-.80	5H	47 kA @ 15 CYCLES, X/R=30	1
TRAVIS PATTERN 3/4" ALUMINUM C-CLAMP, SMOOTH, THREADED 15 DEG									
TP75ACBT15	ALUMINUM	3/4"	SERRATED	#6	477 MCM	0.125-.80	5H	47 kA @ 15 CYCLES, X/R=30	1
TRAVIS PATTERN 3/4" ALUMINUM C-CLAMP, SERRATED, THREADED 15 DEG									
TP75BCAT15	BRONZE	3/4"	SMOOTH	#6	477 MCM	0.125-.80	5H	47 kA @ 15 CYCLES, X/R=30	3
TRAVIS PATTERN 3/4" BRONZE C-CLAMP, SMOOTH, THREADED 15 DEG									
TP75BCBT15	BRONZE	3/4"	SERRATED	#6	477 MCM	0.125-.80	5H	47 kA @ 15 CYCLES, X/R=30	3
TRAVIS PATTERN 3/4" BRONZE C-CLAMP, SERRATED, THREADED 15 DEG									
TP75ACAT15-SR	ALUMINUM	3/4"	SMOOTH	#6	477 MCM	0.125-.80	6H	55 kA @ 15 CYCLES, X/R=30	1
TRAVIS PATTERN 3/4" ALUMINUM C-CLAMP, SMOOTH, THREADED 15 DEG, W/ STRAIN RELIEF									
TP75BCAT15-SR	BRONZE	3/4"	SMOOTH	#6	477 MCM	0.125-.80	6H	55 kA @ 15 CYCLES, X/R=30	3
TRAVIS PATTERN 3/4" BRONZE C-CLAMP, SMOOTH, THREADED 15 DEG, W/ STRAIN RELIEF									
TP75ACAT15-M-PG	ALUMINUM	3/4"	SMOOTH	#6	477 MCM	0.125-.80	5H	47 kA @ 15 CYCLES, X/R=30	2
TRAVIS PATTERN 3/4" ALUMINUM C-CLAMP, MUSHROOM GROUNDING STUD, THREADED 15 DEG, W/ POSI GRIP									
TP75ACAT15-VJ	ALUMINUM	3/4"	SMOOTH	#6	477 MCM	0.125-.80	5H	47 kA @ 15 CYCLES, X/R=30	1
TRAVIS PATTERN 3/4" ALUMINUM C-CLAMP, SMOOTH, THREADED 15 DEG, W/ V-JAW									

Continuous Current Rating: 400A



Utility Grounding Division

C-CLAMPS



TP125ACAT15
TP125ACBT15
TP125BCAT15



TP125ACAT15-001
TP125ACBT15-001
TP125BCAT15-001



TP125ACAT5-SR-001
TP125ACBT5-SR-001




TP125BCAT5-SR-001

PART NUMBER	MATERIAL	SIZE	JAW	MAIN LINE		CONDUCTOR CABLE OR BUS DIA. RANGE	MAX CURRENT FAULT RATING	LBS	
				Min	Max				
TP125ACAT15	ALUMINUM	1 1/4"	SMOOTH	#6	1272 AAC	0.125-1.30	5H	47 kA @ 15 CYCLES, X/R=30	1.5
TRAVIS PATTERN 1-1/4" ALUMINUM C-CLAMP, SMOOTH, THREADED 15 DEG									
TP125ACBT15	ALUMINUM	1 1/4"	SERRATED	#6	1272 AAC	0.125-1.30	5H	47 kA @ 15 CYCLES, X/R=30	1.5
TRAVIS PATTERN 1-1/4" ALUMINUM C-CLAMP, SERRATED, THREADED 15 DEG									
TP125BCAT15	BRONZE	1 1/4"	SMOOTH	#6	1272 AAC	0.125-1.30	5H	47 kA @ 15 CYCLES, X/R=30	4
TRAVIS PATTERN 1-1/4" BRONZE C-CLAMP, SMOOTH, THREADED 15 DEG									
TP125ACAT15-001	ALUMINUM	1 1/4"	SMOOTH	#6	1272 AAC	0.125-1.30	GRADE 5	43 kA @ 15 CYCLES SYMMETRICAL	1.5
TRAVIS PATTERN 1-1/4" ALUMINUM C-CLAMP, SMOOTH, THREADED 5 DEG, WITH BILL									
TP125ACBT15-001	ALUMINUM	1 1/4"	SERRATED	#6	1272 AAC	0.125-1.30	GRADE 5	43 kA @ 15 CYCLES SYMMETRICAL	1.5
TRAVIS PATTERN 1-1/4" ALUMINUM C-CLAMP, SERRATED, THREADED 5 DEG, WITH BILL									
TP125BCAT15-001	BRONZE	1-1/4"	SMOOTH	#6	1272 AAC	0.125-1.30	GRADE 5	43 kA @ 15 CYCLES SYMMETRICAL	4
TRAVIS PATTERN 1-1/4" BRONZE C-CLAMP, SMOOTH, THREADED 5 DEG, WITH BILL									
TP125ACAT5-SR-001	ALUMINUM	1-1/4"	SMOOTH	#6	1272 AAC	0.125-1.30	6H	55 kA @ 15 CYCLES, X/R=30	1.30
TRAVIS PATTERN 1-1/4" AL C-CLAMP W/ BILL, SMOOTH, THREADED 5 DEG, 5/8-8 STUB ACME EYE SCREW, W. STRAIN RELIEF									
TP125ACBT5-SR-001	ALUMINUM	1-1/4"	SERRATED	#6	1272 AAC	0.125-1.30	6H	55 kA @ 15 CYCLES, X/R=30	1.30
TRAVIS PATTERN 1-1/4" AL C-CLAMP W/ BILL, SERRATED, THREADED 5 DEG, 5/8-8 STUB ACME EYE SCREW, W/ STRAIN RELIEF									
TP125BCAT5-SR-001	BRONZE	1-1/4"	SMOOTH	#6	1272 AAC	0.125-1.30	6H	55 kA @ 15 CYCLES, X/R=30	2.90
TRAVIS PATTERN 1-1/4" BR C-CLAMP W/ BILL, SMOOTH, THREADED 5 DEG, 5/8-8 STUB ACME EYE SCREW, STRAIN RELIEF									

Continuous Current Rating: 400A



C-CLAMPS



TP15ACAT5-SR-001
TP15ACBT5-SR-001



TP15ACAT15
TP15ACBT15



TP15ACAT15-SR
TP15ACBT15-SR

PART NUMBER	MATERIAL	SIZE	JAW	MAIN LINE		CONDUCTOR CABLE OR BUS DIA. RANGE	MAX CURRENT FAULT RATING	LBS	
				Min	Max				
TP15ACAT5-SR-001	ALUMINUM	1-1/2"	SMOOTH	#6	1780 ACSR	0.125-1.625	6H	55kA @ 15 CYCLES, X/R=30	1.4
TRAVIS PATTERN 1-1/2" ALUMINUM C-CLAMP, SMOOTH, THREADED 5 DEG, W/ STRAIN RELIEF & BILL									
TP15ACBT5-SR-001	ALUMINUM	1-1/2"	SERRATED	#6	1780 ACSR	0.125-1.625	6H	55kA @ 15 CYCLES, X/R=30	1.4
TRAVIS PATTERN 1-1/2" ALUMINUM C-CLAMP, SERRATED, THREADED 5 DEG, W/ STRAIN RELIEF & BILL									
TP15ACAT15	ALUMINUM	1-1/2"	SMOOTH	#6	1780 ACSR	0.125-1.625	5H	47 kA @ 15 CYCLES, X/R=30	1.5
TRAVIS PATTERN 1-1/2" ALUMINUM C-CLAMP, SMOOTH, THREADED 15 DEG									
TP15ACBT15	ALUMINUM	1-1/2"	SERRATED	#6	1780 ACSR	0.125-1.625	5H	47 kA @ 15 CYCLES, X/R=30	1.5
TRAVIS PATTERN 1-1/2" ALUMINUM C-CLAMP, SERRATED, THREADED 15 DEG									
TP15ACAT15-SR	ALUMINUM	1-1/2"	SMOOTH	#6	1780 ACSR	0.125-1.625	6H	55kA @ 15 CYCLES, X/R=30	1.5
TRAVIS PATTERN 1-1/2" ALUMINUM C-CLAMP, SMOOTH, THREADED 15 DEG, W/ STRAIN RELIEF									
TP15ACBT15-SR	ALUMINUM	1-1/2"	SERRATED	#6	1780 ACSR	0.125-1.625	6H	55 kA @ 15 CYCLES, X/R=30	1.5
TRAVIS PATTERN 1-1/2" ALUMINUM C-CLAMP, SERRATED, THREADED 15 DEG, W/ STRAIN RELIEF									

Continuous Current Rating: 400A

PHONE: (509)466-3545 FAX: (509)467-6465



Utility Grounding Division

C-CLAMPS



TP2ACAT15
TP2ACBT15




TP2ACAT15-SR
TP2ACBT15-SR



TP2ACAT10-SR
TP2ACBT10-SR

PART NUMBER	MATERIAL	SIZE	JAW	MAIN LINE		CONDUCTOR CABLE OR BUS DIA. RANGE	MAX CURRENT FAULT RATING	LBS	
				Min	Max				
TP2ACAT15	ALUMINUM	2"	SMOOTH	#6	3500 AAC	0.125-2	5H	47 kA @ 15 CYCLES, X/R=30	2.5
TRAVIS PATTERN 2" ALUMINUM C-CLAMP, SMOOTH, THREADED 15 DEG									
TP2ACBT15	ALUMINUM	2"	SERRATED	#6	3500 AAC	0.125-2	5H	47 kA @ 15 CYCLES, X/R=30	2.5
TRAVIS PATTERN 2" ALUMINUM C-CLAMP, SERRATED, THREADED 15 DEG									
TP2ACAT15-SR	ALUMINUM	2"	SMOOTH	#6	3500 AAC	0.125-2.2	6H	55 kA @ 15 CYCLES, X/R=30	3.5
TRAVIS PATTERN 2" ALUMINUM C-CLAMP, SMOOTH, THREADED 15 DEG, W/ STRAIN RELIEF									
TP2ACBT15-SR	ALUMINUM	2"	SERRATED	#6	3500 AAC	0.125-2.2	6H	55 kA @ 15 CYCLES, X/R=30	3.5
TRAVIS PATTERN 2" ALUMINUM C-CLAMP, SERRATED, THREADED 15 DEG, W/ STRAIN RELIEF									
TP2ACAT10-SR	ALUMINUM	2"	SMOOTH	#6	3500 AAC	0.125-2.2	6H	55 kA @ 15 CYCLES, X/R=30	2.55
TRAVIS PATTERN 2" ALUMINUM C-CLAMP, SMOOTH, THREADED 10 DEG, W/ STRAIN RELIEF									
TP2ACBT10-SR	ALUMINUM	2"	SERRATED	#6	3500 AAC	0.125-2.2	6H	55 kA @ 15 CYCLES, X/R=30	2.55
TRAVIS PATTERN 2" ALUMINUM C-CLAMP, SERRATED, THREADED 10 DEG, W/ STRAIN RELIEF									

Continuous Current Rating: 400A



C-CLAMPS



TP2ACATSR-5H
TP2ACBTSR-5H



TP2ACAPSR
TP2ACBPSR



TP2ASQAT15-SR

PART NUMBER	MATERIAL	SIZE	JAW	MAIN LINE		CONDUCTOR CABLE OR BUS DIA. RANGE	MAX CURRENT FAULT RATING		LBS
				Min	Max				
TP2ACATSR-5H	ALUMINUM	2"	SMOOTH	#6	3500 AAC	0.125-2.2	5H	47 kA @ 15 CYCLES, X/R=30	3.15
TRAVIS PATTERN 2" ALUMINUM C-CLAMP, SMOOTH, THREADED, W/ STRAIN RELIEF									
TP2ACBTSR-5H	ALUMINUM	2"	SERRATED	#6	3500 AAC	0.125-2.2	5H	47 kA @ 15 CYCLES, X/R=30	3.15
TRAVIS PATTERN 2" ALUMINUM C-CLAMP, SERRATED, THREADED 5/8-11, W/ STRAIN RELIEF									
TP2ACAPSR	ALUMINUM	2"	SMOOTH	#6	3500 AAC	0.125-2.2	GRADE 5	43 kA @ 15 CYCLES SYMMETRICAL	2.65
TRAVIS PATTERN 2" ALUMINUM C CLAMP, SMOOTH, PLUG, W/ STRAIN RELIEF									
TP2ACBPSR	ALUMINUM	2"	SERRATED	#6	3500 AAC	0.125-2.2	GRADE 5	43 kA @ 15 CYCLES SYMMETRICAL	2.65
TRAVIS PATTERN 2" ALUMINUM C CLAMP, SERRATED, PLUG, W/ STRAIN RELIEF									
TP2ASQAT15-SR	ALUMINUM	2"	SMOOTH	1/4" X 1/4"	2" X 2"	0.125-2.625	6H	55 kA @ 15 CYCLES, X/R=30	4.35
TRAVIS 2" ALUMINUM C-CLAMP SMOOTH, THREADED 15 DEG., .125"-2" SQUARE TUBE OR .125"-2.625" OD, W/ STRAIN RELIEF									

Continuous Current Rating: 400A



Utility Grounding Division

C-CLAMPS



TP25ACAT
TP25ACBT




TP25ACAT15
TP25ACBT15




TP25ACA-15GS
TP25ACB-15GS

PART NUMBER	MATERIAL	SIZE	JAW	MAIN LINE		CONDUCTOR CABLE OR BUS DIA. RANGE	MAX CURRENT FAULT RATING		LBS
				Min	Max				
TP25ACAT	ALUMINUM	2-1/2"	SMOOTH	1/4"	2-1/2" IPS	0.125-2.875	5H	47 kA @ 15 CYCLES, X/R=30	3.5
TRAVIS PATTERN 2-1/2" ALUMINUM C-CLAMP, SMOOTH, THREADED INLINE									
TP25ACBT	ALUMINUM	2-1/2"	SERRATED	1/4"	2-1/2" IPS	0.125-2.875	5H	47 kA @ 15 CYCLES, X/R=30	3.5
TRAVIS PATTERN 2-1/2" ALUMINUM C-CLAMP, SERRATED, THREADED INLINE									
TP25ACAT15	ALUMINUM	2-1/2"	SMOOTH	1/4"	2-1/2" IPS	0.125-2.875	5H	47 kA @ 15 CYCLES, X/R=30	3.5
TRAVIS PATTERN 2-1/2" ALUMINUM C-CLAMP, SMOOTH, THREADED 15 DEG									
TP25ACBT15	ALUMINUM	2-1/2"	SERRATED	1/4"	2-1/2" IPS	0.125-2.875	5H	47 kA @ 15 CYCLES, X/R=30	3.5
TRAVIS PATTERN 2-1/2" ALUMINUM C-CLAMP, SERRATED, THREADED 15 DEG									
TP25ACA-15GS	ALUMINUM	2-1/2"	SMOOTH	1/4"	2-1/2" IPS	0.125-2.875	MAX	85 kA @ 15 CYCLES, X/R=30	6.43
TRAVIS PATTERN 2-1/2" ALUMINUM C-CLAMP, SMOOTH, W/ 1-1/2" GROUND STUD									
TP25ACB-15GS	ALUMINUM	2-1/2"	SERRATED	1/4"	2-1/2" IPS	0.125-2.875	MAX	85 kA @ 15 CYCLES, X/R=30	6.43
TRAVIS PATTERN 2-1/2" ALUMINUM C-CLAMP, SERRATED, W/ 1-1/2" GROUND STUD									

Continuous Current Rating: 400A




C-CLAMPS



TP25ACATSR
TP25ACBTSR



TP25ACAT10-SR
TP25ACBT10-SR



TP25ACAT15-SR
TP25ACBT15-SR

PART NUMBER	MATERIAL	SIZE	JAW	MAIN LINE		CONDUCTOR CABLE OR BUS DIA. RANGE	MAX CURRENT FAULT RATING		LBS
				Min	Max				
TP25ACATSR	ALUMINUM	2-1/2"	SMOOTH	DIA 5/8"	2-1/2" IPS	0.625-2.875	6H	55 kA @ 15 CYCLES, X/R=30	4
TRAVIS PATTERN 2-1/2" ALUMINUM C-CLAMP, SMOOTH, THREADED, W/ STRAIN RELIEF									
TP25ACBTSR	ALUMINUM	2-1/2"	SERRATED	DIA 5/8"	2-1/2" IPS	0.625-2.875	6H	55 kA @ 15 CYCLES, X/R=30	4
TRAVIS PATTERN 2-1/2" ALUMINUM C-CLAMP, SERRATED, THREADED, W/ STRAIN RELIEF									
TP25ACAT10-SR	ALUMINUM	2-1/2"	SMOOTH	DIA 5/8"	2-1/2" IPS	0.625-2.875	6H	55 kA @ 15 CYCLES, X/R=30	2.65
TRAVIS PATTERN 2-1/2" AL C-CLAMP, SMOOTH, THREADED 10 DEG, W/ STRAIN RELIEF									
TP25ACBT10-SR	ALUMINUM	2-1/2"	SERRATED	DIA 5/8"	2-1/2" IPS	0.625-2.875	6H	55 kA @ 15 CYCLES, X/R=30	2.65
TRAVIS PATTERN 2-1/2" AL C-CLAMP, SERRATED, THREADED 10 DEG, W/ STRAIN RELIEF									
TP25ACAT15-SR	ALUMINUM	2-1/2"	SMOOTH	DIA 5/8"	2-1/2" IPS	0.625-2.875	6H	55 kA @ 15 CYCLES, X/R=30	4
TRAVIS PATTERN 2-1/2" ALUMINUM C-CLAMP, SMOOTH, THREADED 15 DEG, W/ STRAIN RELIEF									
TP25ACBT15-SR	ALUMINUM	2-1/2"	SERRATED	DIA 5/8"	2-1/2" IPS	0.625-2.875	6H	55 kA @ 15 CYCLES, X/R=30	4
TRAVIS PATTERN 2-1/2" ALUMINUM C-CLAMP, SERRATED, THREADED 15 DEG, W/ STRAIN RELIEF									

Continuous Current Rating: 400A



Utility Grounding Division

C-CLAMPS



TP35ACAT15-SR
TP35ACBT15-SR



TP35ACAT10-SR
TP35ACBT10-SR



TP35ACA-15GS
TP35ACB-15GS

PART NUMBER	MATERIAL	SIZE	JAW	MAIN LINE		CONDUCTOR CABLE OR BUS DIA. RANGE	MAX CURRENT FAULT RATING		LBS
				Min	Max				
TP35ACAT15-SR	ALUMINUM	3-1/2"	SMOOTH	DIA 1.125"	3" IPS	1.125-3.5	6H	55 kA @ 15 CYCLES, X/R=30	4.7
TRAVIS PATTERN 3-1/2" ALUMINUM C-CLAMP, SMOOTH, THREADED 15 DEG, W/ STRAIN RELIEF									
TP35ACBT15-SR	ALUMINUM	3-1/2"	SERRATED	DIA 1.125"	3" IPS	1.125-3.5	6H	55 kA @ 15 CYCLES, X/R=30	4.7
TRAVIS PATTERN 3-1/2" ALUMINUM C-CLAMP, SERRATED, THREADED 15 DEG, W/ STRAIN RELIEF									
TP35ACAT10-SR	ALUMINUM	3-1/2"	SMOOTH	DIA 1.125"	3" IPS	1.125-3.5	6H	55 kA @ 15 CYCLES, X/R=30	4.25
TRAVIS PATTERN 3-1/2" ALUMINUM C-CLAMP, SMOOTH, THREADED 10 DEG, W/ STRAIN RELIEF									
TP35ACBT10-SR	ALUMINUM	3-1/2"	SERRATED	DIA 1.125"	3" IPS	1.125-3.5	6H	55 kA @ 15 CYCLES, X/R=30	4.25
TRAVIS PATTERN 3-1/2" ALUMINUM C-CLAMP, SERRATED, THREADED 10 DEG, W/ STRAIN RELIEF									
TP35ACA-15GS	ALUMINUM	3-1/2"	SMOOTH	DIA 1.125"	3" IPS	1.125-3.5	MAX	85 kA @ 15 CYCLES, X/R=30	6.65
TRAVIS PATTERN 3-1/2" ALUMINUM C-CLAMP, SMOOTH, 1-1/2" GROUND STUD									
TP35ACB-15GS	ALUMINUM	3-1/2"	SERRATED	DIA 1.125"	3" IPS	1.125-3.5	MAX	85 kA @ 15 CYCLES, X/R=30	6.65
TRAVIS PATTERN 3-1/2" ALUMINUM C-CLAMP, SERRATED, 1-1/2" GROUND STUD									
TP35ACAT15-SR-PG	ALUMINUM	3-1/2"	SMOOTH	DIA 1.125"	3" IPS	1.125-3.5	6H	55 kA @ 15 CYCLES, X/R=30	4.7
TRAVIS PATTERN 3-1/2" ALUMINUM C-CLAMP, SMOOTH, THREADED 15 DEG, W/ STRAIN RELIEF & POSI GRIP									

Continuous Current Rating: 400A



C-CLAMPS

6" AL C-CLAMP ROUND BUS

- 800A Continuous current rating with two 4/0 cables.
- Stainless Steel 1"-8 threaded eye screw tested at 400 lbs-in.
- Aluminum Casting 356-T6.



TP6ACAT15SR-15GS
TP6ACBT15SR-15GS



TP6ACA-BS165
TP6ACA-BS3065



TP6ARAT-SR
TP6ARA2T20-S
TP6ARB2T20-S
TP6ARA2T20-S-ET

PART NUMBER	MATERIAL	SIZE	JAW	MAIN LINE		CONDUCTOR CABLE OR BUS DIA. RANGE	MAX CURRENT FAULT RATING		LBS
				Min	Max				
TP6ARA2T20-S	ALUMINUM	6"	SMOOTH	DIA 1/2"	6" IPS	.25-6.625	7H	68 kA @ 15 CYCLES, X/R=30	8
TRAVIS PATTERN 6" ALUMINUM ROUND BUS, SMOOTH, THREADED 20 DEG, 1-1/2" GROUND STUD									
TP6ARB2T20-S	ALUMINUM	6"	SERRATED	DIA 1/2"	DIA 6" IPS	.25-6.625	7H	68 kA @ 15 CYCLES, X/R=30	8
TRAVIS PATTERN 6" ALUMINUM ROUND BUS, SERRATED, THREADED 20 DEG, 1-1/2" GROUND STUD									
TP6ARA2T20-S-ET	ALUMINUM	6"	SMOOTH	DIA 1/2"	6" IPS	.25-6.625	7H	68 kA @ 15 CYCLES, X/R=30	8
TRAVIS PATTERN 6" ALUMINUM ROUND BUS, T-BUS, THREADED 15 DEG, 1-1/2" GROUND STUD									
TP6ACAT15SR-15GS	ALUMINUM	6"	SMOOTH	2-1/2 IPS"	6" IPS	2.875-6.625	MAX	85 kA @ 15 CYCLES, X/R=30	7.5
TRAVIS PATTERN 6" ALUMINUM C-CLAMP, SMOOTH, THREADED 15 DEG, 1-1/2" GROUND STUD									
TP6ACBT15SR-15GS	ALUMINUM	6"	SERRATED	2-1/2 IPS"	6" IPS	2.875-6.625	MAX	85 kA @ 15 CYCLES, X/R=30	7.5
TRAVIS PATTERN 6" ALUMINUM C-CLAMP, SERRATED, THREADED 15 DEG, 1-1/2" GROUND STUD									
TP6ACA-BS165	ALUMINUM	6"	SMOOTH	1-1/4" IPS	6" IPS	1.625-6.625	6H	55kA @ 15 CYCLES, X/R=30	6.90
TRAVIS PATTERN 6" AL C-CLAMP, SMOOTH, W/ 1IN BALL X 6-1/2" COPPER BALL STUD									
TP6ACA-BS3065	ALUMINUM	6"	SMOOTH	1-1/4" IPS	6" IPS	1.625-6.625	7H	68 kA @ 15 CYCLES, X/R=30	6.90
TRAVIS PATTERN 6" AL C-CLAMP, SMOOTH, W/ 30MM BALL X 6-1/2" COPPER BALL STUD									
TP6ACAT-SR	ALUMINUM	6"	SMOOTH	1-1/4" IPS	6" IPS	1.625-6.625	5H	47 kA @ 15 CYCLES, X/R=30	5.75
TRAVIS PATTERN 6" AL C-CLAMP, SMOOTH, THREADED, W/ STRAIN RELIEF									
TP6ACBT-SR	ALUMINUM	6"	SERRATED	1-1/4" IPS	6" IPS	1.625-6.625	5H	47 kA @ 15 CYCLES, X/R=30	5.75
TRAVIS PATTERN 6" AL C-CLAMP, SERRATED, THREADED, W/ STRAIN RELIEF									

Continuous Current Rating: 800A



Utility Grounding Division

C-CLAMPS



TP8ACA-15GS
TP8ACB-15GS

PART NUMBER	MATERIAL	SIZE	JAW	MAIN LINE		MAX CURRENT FAULT RATING		LBS
				Min	Max			
TP8ACA-15GS	ALUMINUM	8"	SMOOTH	4-1/2" IPS	8" IPS	MAX	85 kA @ 15 CYCLES, X/R-30	8.5
TRAVIS PATTERN 8" AL C-CLAMP, SMOOTH, W/ 1-1/2" GROUND STUD								
TP8ACB-15GS	ALUMINUM	8"	SERRATED	4-1/2" IPS	8" IPS	MAX	85 kA @ 15 CYCLES, X/R-30	8.5
TRAVIS PATTERN 8" AL C-CLAMP, SERRATED, W/ 1-1/2" GROUND STUD								

Continuous Current Rating: 400A



BALL SOCKET COMBO CLAMPS



PART NUMBER	MATERIAL	SIZE	JAW	MAIN LINE			MAX CURRENT FAULT RATING	LBS
				Min	Max			
TP1ABSC1T5-SR	ALUMINUM	1"	SMOOTH	#6	1192.5 MCM	6H	55kA @ 15 CYCLES, X/R=30	1.8
TRAVIS PATTERN 1" C-CLAMP, 30MM BALL COMBO CLAMP, THREADED 5 DEG, W/ STRAIN RELIEF								
TP1ABSC1T5-SR-01	ALUMINUM	1"	SMOOTH	#6	1192.5 MCM	6H	55kA @ 15 CYCLES, X/R=30	4.15
TRAVIS PATTERN 1" C-CLAMP, 30MM BALL COMBO CLAMP, THREADED 5 DEG, W/ STRAIN RELIEF & KAM BOX								
TP15ABSC1T15	ALUMINUM	1-1/2"	SMOOTH	#6	1590 ACSR	5H	47 kA @ 15 CYCLES, X/R=30	1.63
TRAVIS PATTERN ALUMINUM 1-1/2" C-CLAMP, 1" BALL COMBO CLAMP, THREADED 15 DEG								
TP15ABSC15T15-SR	ALUMINUM	1-1/2"	SMOOTH			6H	55kA @ 15 CYCLES, X/R=30	2
TRAVIS PATTERN ALUMINUM 1-1/2" C-CLAMP, 1-1/2" BALL COMBO CLAMP, THREADED 15 DEG, W/ STRAIN RELIEF								
TP2ABSC30T5-SR	ALUMINUM	2"	SMOOTH	0.125"	2.20"	6H	55kA @ 15 CYCLES, X/R=30	2.5
TRAVIS PATTERN ALUMINUM 2" C-CLAMP, 30MM BALL COMBO CLAMP, THREADED 5 DEG, W/ STRAIN RELIEF								

Continuous Current Rating: 400A



Utility Grounding Division

BALL SOCKET CLAMPS



BSC1A



BSC1A-T



BSC1A-SR

PART NUMBER	MATERIAL	SIZE	JAW	MAIN LINE		MAX CURRENT FAULT RATING	LBS
				Min	Max		
BSC1A	BRONZE	1"	N/A	N/A	N/A	5H 47 kA @ 15 CYCLES, X/R=30	1.23
BALL SOCKET CLAMP, 1" BALL, EYE SCREW							
BSC1A-T	BRONZE	1"	N/A	N/A	N/A	5H 47 kA @ 15 CYCLES, X/R=30	1.23
BALL SOCKET CLAMP, 1" BALL, W/ T-HANDLE							
BSC1A-SR	BRONZE	1"	N/A	N/A	N/A	5H 47 kA @ 15 CYCLES, X/R=30	2.5
BALL SOCKET CLAMP, 1" BALL, W/ STRAIN RELIEF							



BALL SOCKET CLAMPS



BSC30A



BSC30A-SR



BSC15A-SR

PART NUMBER	MATERIAL	SIZE	JAW	MAIN LINE		MAX CURRENT FAULT RATING	LBS
				Min	Max		
BSC30A	BRONZE	30mm	N/A	N/A	N/A	5H 47 kA @ 15 CYCLES, X/R=30	2.15
BALL SOCKET CLAMP, 30MM DIA BALL							
BSC30A-SR	BRONZE	30mm	N/A	N/A	N/A	5H 47 kA @ 15 CYCLES, X/R=30	2.5
BALL SOCKET CLAMP, 30MM DIA BALL, W/ STRAIN RELIEF							
BSC15A-SR	BRONZE	1-1/2"	N/A	N/A	N/A	6H 55kA @ 15 CYCLES, X/R=30	4.25
BALL SOCKET CLAMP, 1-1/2" BALL, W/ STRAIN RELIEF							



Utility Grounding Division

FLAT CLAMPS

1.5" FLAT CLAMPS


0.5" FLAT CLAMP



TP15AFBT15



TP15BFBT15



TP15AFBT15-T



TP15BFBT15-T



TP50AFB

PART NUMBER	MATERIAL	SIZE	JAW	FLAT BUS BAR RANGE		MAX CURRENT FAULT RATING	CONTINUOUS RATING	LBS
TP15AFBT15	ALUMINUM	1-1/2"	SERRATED	0"-1.5"	GRADE 5	43 kA @ 15 CYCLES, SYMMETRICAL	400A	2.13
TRAVIS PATTERN 1-1/2" ALUMINUM FLAT CLAMP, SERRATED, THREADED 15 DEG								
TP15BFBT15	BRONZE	1-1/2"	SERRATED	0"-1.5"	5H	47 kA @ 15 CYCLES, X/R=30	400A	5.13
TRAVIS PATTERN 1-1/2" BRONZE FLAT CLAMP, SERRATED, THREADED 15 DEG								
TP15AFBT15-T	ALUMINUM	1-1/2"	SERRATED	0"-1.5"	GRADE 5	43 kA @ 15 CYCLES, SYMMETRICAL	400A	2.13
TRAVIS PATTERN 1-1/2" ALUMINUM FLAT CLAMP, SERRATED, THREADED 15 DEG, T-HANDLE								
TP15BFBT15-T	BRONZE	1-1/2"	SERRATED	0"-1.5"	GRADE 5	43 kA @ 15 CYCLES, SYMMETRICAL	400A	2.13
TRAVIS PATTERN 1-1/2" BRONZE FLAT CLAMP, SERRATED, THREADED 15 DEG, T-HANDLE								
TP50AFB	ALUMINUM	1/2"	SERRATED	0"-0.5"	-	-	45A	.05
TRAVIS PATTERN 1/2" AL FLAT CLAMP, SERRATED								




FLAT CLAMPS

4" FLAT CLAMP



TP4AFAT15-GS47

6" FLAT CLAMP



TP6AFA-125GS

PART NUMBER	MATERIAL	SIZE	JAW	FLAT BUS BAR RANGE		MAX CURRENT FAULT RATING	CONTINUOUS RATING	LBS
TP4AFAT15-GS47	ALUMINUM	4"	SMOOTH	0-1.5"	GRADE 5	43 kA @ 15 CYCLES, SYMMETRICAL	400A	2.95
TRAVIS PATTERN 4" ALUMINUM FLAT CLAMP, SMOOTH, THREADED 15 DEG, W/ GROUND STUD 3/4" X 4" X 7"								
TP6AFA-125GS	ALUMINUM	6"	SMOOTH	2-6"	5H	47 kA @ 15 CYCLES, X/R=30	400A	3.15
TRAVIS PATTERN 6" ALUMINUM FLAT CLAMP, SMOOTH, W/ 1-1/4" GROUND STUD								



Utility Grounding Division

DUCKBILL

DUCKBILL CLAMP THREADED 15 DEG

- 400A continuous current rating.
- Stainless Steel 3/4-10 threaded. Eye screw - tested at 400 in-lb.
- Aluminum Casting 356-T6.




TP125ADAT15
TP125ADBT15



TP15ADAT15
TP15ADBT15

PART NUMBER	MATERIAL	SIZE	JAW	MAIN LINE		CONDUCTOR CABLE OR BUS DIA. RANGE	MAX CURRENT FAULT RATING		LBS
				Min	Max				
TP125ADAT15	ALUMINUM	1-1/4"	SMOOTH	#6	1033.5 MCM	0.125-1.25	5H	47 kA @ 15 CYCLES, X/R=30	2
TRAVIS PATTERN 1-1/4" ALUMINUM DUCKBILL CLAMP, SMOOTH, THREADED 15 DEG									
TP125ADBT15	ALUMINUM	1-1/4"	SERRATED	#6	1033.5 MCM	0.125-1.25	5H	47 kA @ 15 CYCLES, X/R=30	2
TRAVIS PATTERN 1-1/4" ALUMINUM DUCKBILL CLAMP, SERRATED, THREADED 15 DEG									
TP15ADAT15	ALUMINUM	1-1/2"	SMOOTH	#6	1.5 DIA CABLE OR BUS	0.125-1.625	5H	47 kA @ 15 CYCLES, X/R=30	2.25
TRAVIS PATTERN 1-1/2" ALUMINUM DUCKBILL CLAMP, SMOOTH, THREADED 15 DEG									
TP15ADBT15	ALUMINUM	1-1/2"	SERRATED	#6	1.5 DIA CABLE OR BUS	0.125-1.625	5H	47 kA @ 15 CYCLES, X/R=30	2.25
TRAVIS PATTERN 1-1/2" ALUMINUM DUCKBILL CLAMP, SERRATED, THREADED 15 DEG									

Continuous Current Rating: 400A



DUCKBILL



TP125ADAT15-SR
TP125ADBT15-SR



TP15ADAT15-SR
TP15ADBT15-SR



TP2ADAT15-SR
TP2ADBT15-SR

PART NUMBER	MATERIAL	SIZE	JAW	MAIN LINE		CONDUCTOR CABLE OR BUS DIA. RANGE	MAX CURRENT FAULT RATING		LBS
				Min	Max				
TP125ADAT15-SR	ALUMINUM	1-1/4"	SMOOTH	#6	1033.5 MCM	0.125-1.25	5H	47 kA @ 15 CYCLES, X/R=30	1.8
TRAVIS PATTERN 1-1/4" ALUMINUM DUCKBILL CLAMP, SMOOTH, THREADED 15 DEG W/ STRAIN RELIEF									
TP125ADBT15-SR	ALUMINUM	1-1/4"	SERRATED	#6	1033.5 MCM	0.125-1.25	5H	47 kA @ 15 CYCLES, X/R=30	1.8
TRAVIS PATTERN 1-1/4" ALUMINUM DUCKBILL CLAMP, SERRATED, THREADED 15 DEG W/ STRAIN RELIEF									
TP15ADAT15-SR	ALUMINUM	1-1/2"	SMOOTH	#6	1.5 DIA CABLE OR BUS	0.125-1.625	5H	47 kA @ 15 CYCLES, X/R=30	1.9
TRAVIS PATTERN 1-1/2" ALUMINUM DUCKBILL CLAMP, SMOOTH, THREADED 15 DEG W/ STRAIN RELIEF									
TP15ADBT15-SR	ALUMINUM	1-1/2"	SERRATED	#6	1.5 DIA CABLE OR BUS	0.125-1.625	5H	47 kA @ 15 CYCLES, X/R=30	1.9
TRAVIS PATTERN 1-1/2" ALUMINUM DUCKBILL CLAMP, SERRATED, THREADED 15 DEG W/ STRAIN RELIEF									
TP2ADAT15-SR	ALUMINUM	2"	SMOOTH	#6	3500 AAC	0.125-2.2	5H	47 kA @ 15 CYCLES, X/R=30	3.3
TRAVIS PATTERN 2" ALUMINUM DUCKBILL CLAMP, SMOOTH, THREADED 15 DEG W/ STRAIN RELIEF									
TP2ADBT15-SR	ALUMINUM	2"	SERRATED	#6	3500 AAC	0.125-2.2	5H	47 kA @ 15 CYCLES, X/R=30	3.3
TRAVIS PATTERN 2" ALUMINUM DUCKBILL CLAMP, SERRATED, THREADED 15 DEG W/ STRAIN RELIEF									

Continuous Current Rating: 400A



Utility Grounding Division

VICE GRIP

VICE GRIP CLAMP 1" DIA, 1 HOLE PAD



GCVG1



GCVG1E

VICE GRIP CLAMP 1" DIA, THREADED 5/8-11



GCVG1-58T



GCVG1E-58T

VICE GRIP CLAMP 1" DIA, THREADED 5/8-11, SIDE MOUNT



GCVG3-58T



GCVG3E-58T

PART NUMBER	MATERIAL	SIZE	JAW	SERRATED	MAIN LINE		MAX CURRENT FAULT RATING		LBS
					Min	Max			
GCVG1	BRONZE	1"	SMOOTH	NO	.25"	1"	5	43 kA @ 15 CYCLES SYMMETRICAL	2
GROUND CLAMP, VICE GRIP 1" DIA, 1 HOLE PAD									
GCVG1E	BRONZE	1"	SMOOTH	NO	.25"	1"	5	43 kA @ 15 CYCLES SYMMETRICAL	2
GROUND CLAMP, VICE GRIP 1" DIA, 1 HOLE PAD, EYE SCREW									
GCVG1-58T	BRONZE	1"	SMOOTH	NO	.25"	1"	5H	47 kA @ 15 CYCLES X/R=30	2
GROUND CLAMP, VICE GRIP 1" DIA, 5/8-11 THREAD									
GCVG1E-58T	BRONZE	1"	SMOOTH	NO	.25"	1"	5H	47 kA @ 15 CYCLES X/R=30	2
GROUND CLAMP, VICE GRIP 1" DIA, 5/8-11 THREAD, EYE SCREW									
GCVG3-58T	BRONZE	1"	SMOOTH	NO	.25"	1"	5H	47 kA @ 15 CYCLES X/R=30	2
GROUND CLAMP, VICE GRIP 1" DIA, SIDE MOUNT 5/8-11									
GCVG3E-58T	BRONZE	1"	SMOOTH	NO	.25"	1"	5H	47 kA @ 15 CYCLES X/R=30	2
GROUND CLAMP, VICE GRIP 1" DIA, SIDE MOUNT 5/8-11, EYE SCREW									

Continuous Current Rating: 400A



VICE GRIP

VICE GRIP CLAMP 1" DIA, 1 HOLE PAD



GCVG2



GCVG2E

VICE GRIP CLAMP 1" DIA, THREADED 5/8-11



GCVG2-58T



GCVG2E-58T

PART NUMBER	MATERIAL	SIZE	JAW	SER-RATED	MAIN LINE			MAX CURRENT FAULT RATING	LBS
					Min	Max			
GCVG2	BRONZE	1"	SMOOTH	NO	.25"	1"	2H	25 kA @ 15 CYCLES X/R=30	2
GROUND CLAMP, VICE GRIP, FLAT JAW, 1 HOLE PAD									
GCVG2E	BRONZE	1"	SMOOTH	NO	.25"	1"	2H	25 kA @ 15 CYCLES X/R=30	2
GROUND CLAMP, VICE GRIP, FLAT JAW, 1 HOLE PAD, EYE SCREW									
GCVG2-58T	BRONZE	1"	SMOOTH	NO	.25"	1"	2H	25 kA @ 15 CYCLES X/R=30	2
GROUND CLAMP, VICE GRIP, FLAT JAW, 5/8-11 THREAD									
GCVG2E-58T	BRONZE	1"	SMOOTH	NO	.25"	1"	2H	25 kA @ 15 CYCLES X/R=30	2
GROUND CLAMP, VICE GRIP, FLAT JAW, 5/8-11 THREAD, EYE SCREW									

Continuous Current Rating: 400A



Utility Grounding Division

CUTOUT CLAMP

ALUMINUM CUTOUT CLAMP

- 300A continuous current rating.
- Stainless Steel 5/8-11 threaded eye screw - tested at 400 lbs-in.
- Available in Aluminum 356-T6



TPACCT15



TPACCT15-1PS



TPACCT15-2PS


PART NUMBER	MATERIAL	DESCRIPTION		MAX CURRENT FAULT RATING	LBS
TPACCT15	ALUMINUM	AL CUTOUT CLAMP, THREADED 15 DEG	GRADE 3	27 KA @ 15 CYCLES, SYMMETRICAL	1.5
TPACCT15-1PS	ALUMINUM	AL CUTOUT CLAMP, THREADED 15 DEG W/ PARKING STUD	GRADE 3	27 KA @ 15 CYCLES, SYMMETRICAL	1.75
TPACCT15-2PS	ALUMINUM	AL CUTOUT CLAMP, THREADED 15 DEG W/ 3/4" PARKING DOUBLE STUD	GRADE 3	27 KA @ 15 CYCLES, SYMMETRICAL	2
TPACCT15-2PS-2T	ALUMINUM	AL CUTOUT CLAMP, THREADED 15 DEG W/ 3/4" PARKING DOUBLE STUD, DOUBLE TAP	GRADE 3	27 KA @ 15 CYCLES, SYMMETRICAL	2



RAIL CLAMPS

90-136LBS UNDER RAIL CLAMP

- 400A continuous current rating.
- Stainless Steel 5/8-11 threaded toggle handle - tested at 400 lbs-in.
- The AL 356-T6 body keeps the overall weight of the assembly down, while maintaining strength of the assembly
- The 878 SiBr reversible jaw gives you wide range capability and added strength for durability.



90-136LBS TOP RAIL CLAMP

- 400A continuous current rating
- Stainless Steel 3/4-6 Stub ACME threaded eye screw - tested at 400 lbs-in.
- Available in Aluminum 356-T6.




PART NUMBER	MATERIAL	SIZE	JAW	MAIN LINE		MAX CURRENT FAULT RATING		LBS
				Min	Max			
TP56RC90136	ALUMINUM	90-136 LBS	SMOOTH	5"	6"	GRADE 5	43 kA @ 15 CYCLES SYMMETRICAL	5
TRAVIS PATTERN, 5"-6" UNDER RAIL CLAMP, 90-136 LBS								
TP90136TRC	ALUMINUM	90-136 LBS RAIL	SERRATED	90 LB RAIL	136 LB RAIL	5H	47 kA @ 15 CYCLES, X/R=30	2
TRAVIS PATTERN, TOP RAIL CLAMP 90-136LBS RAIL W/ SLIDING T-HANDLE.								



Utility Grounding Division


ANGLE CLAMP



TP3X3BAT-SR



TP4X4BAAT15-BS15




TP4X4BAAT15-GS47

PART NUMBER	MATERIAL	SIZE	JAW	MAIN LINE			MAX CURRENT FAULT RATING	LBS
				Min	Max			
TP3X3BAT-SR	BRONZE	3" X 3"	SMOOTH	1-1/2"	3"	6H	55 kA @ 15 CYCLES, X/R=30	3.8
TRAVIS PATTERN, 3X3 BRONZE ANGLE CLAMP W/ STRAIN RELIEF								
TP4X4BAAT15-SR	BRONZE	4" X 4"	SMOOTH	1-1/2"	4"	6H	55 kA @ 15 CYCLES, X/R=30	5
TRAVIS PATTERN, 4X4 BRONZE ANGLE, SMOOTH, THREADED 15 DEG, W/ STRAIN RELIEF								
TP4X4BAAT15-BS15	BRONZE	4" X 4"	SMOOTH	1-1/2"	4"	6H	55 kA @ 15 CYCLES, X/R=30	6
TRAVIS PATTERN, 4X4 BRONZE ANGLE, SMOOTH, THREADED 15 DEG, BALL STUD								
TP4X4BAAT15-GS47	BRONZE	4" X 4"	SMOOTH	1-1/2"	4"	6H	55 kA @ 15 CYCLES, X/R=30	6
TRAVIS PATTERN, 4X4 BRONZE ANGLE, SMOOTH, THREADED 15 DEG, GROUND STUD 3/4X4X7								

Continuous Current Rating: 400A



ANGLE CLAMP



TP3X3A-15GS



TP4X4AAAT15-GS47



TP4X4AA-BS17-T



TP6X6A-15GS

PART NUMBER	MATERIAL	SIZE	JAW	MAIN LINE		MAX CURRENT FAULT RATING	LBS	
				Min	Max			
TP3X3A-15GS	ALUMINUM	3" X 3"	SMOOTH	1-1/2"	3"	MAX	85 kA @ 15 CYCLES, X/R=30	7.8
TRAVIS PATTERN, 3X3 ALUMINUM FLAT/ANGLE CLAMP WITH 1.5" X 6" STUD								
TP4X4AAAT15-GS47	ALUMINUM	4" X 4"	SMOOTH	1-1/2"	4"	5H	47 kA @ 15 CYCLES, X/R=30	3.3
TRAVIS PATTERN, 4X4 ALUMINUM ANGLE CLAMP, SMOOTH, THREADED 15 DEG, W/ GROUND STUD 3/4X4X7								
TP4X4AA-BS17-T	ALUMINUM	4" X 4"	SMOOTH	1-1/2"	4"	5H	47 kA @ 15 CYCLES, X/R=3	3.45
TRAVIS PATTERN, 4X4 ALUMINUM ANGLE CLAMP, SMOOTH, W/ BALL STUD 1"X7"								
TP6X6A-15GS	ALUMINUM	6" X 6"	SMOOTH	3"	6"	MAX	85 kA @ 15 CYCLES, X/R=30	9
TRAVIS PATTERN, 6X6 ALUMINUM FLAT/ANGLE CLAMP WITH 1.5" X 6" STUD								

Continuous Current Rating: 400A



Utility Grounding Division

SPIKING CLAMP



TP54ASC-01



TP54ASC-02



TP54ASC-03


PART NUMBER	MATERIAL	SIZE	JAW	MAIN LINE		MAX CURRENT FAULT RATING	LBS
				Min	Max		
TP54ASC-01	ALUMINUM	4"	SMOOTH	1/2"	4"	GRADE 3 27kA @ 15 CYCLES SYMMETRICAL	2.3
TRAVIS PATTERN 1/2" X 4" ALUMINUM SPIKING CLAMP, SMOOTH, THREADED 5/8-11, W/ HOTSTICK ADAPTER							
TP54ASC-02	ALUMINUM	4"	SMOOTH	1/2"	4"	GRADE 3 27kA @ 15 CYCLES SYMMETRICAL	2.6
TRAVIS PATTERN 1/2" X 4" ALUMINUM SPIKING CLAMP, SMOOTH, W/ TEE-EYE HANDLE & 3/4" GROUNDING STUD							
TP54ASC-03	ALUMINUM	4"	SMOOTH	1/2"	4"	GRADE 3 27kA @ 15 CYCLES SYMMETRICAL	2.3
TRAVIS PATTERN 1/2" X 4" ALUMINUM SPIKING CLAMP, SMOOTH, THREADED 5/8-11, W/ TEE-EYE HANDLE							
TP54ASC-D	ALUMINUM	4"	SMOOTH	1/2"	4"	GRADE 3 27kA @ 15 CYCLES SYMMETRICAL	2.3
TRAVIS PATTERN 1/2" X 4" ALUMINUM SPIKING CLAMP, SMOOTH, THREADED 5/8-11, W/ HOTSTICK ADAPTER & DRILL TIP							



IWCB CLAMP

4"-6" IWCB DOUBLE THREADED 15 DEG

- 800A continuous current rating.
- Stainless Steel 1"-8 threaded eye screw tested at 400 lbs-in.
- 1-1/2" X 6" long ground stud.
- Aluminum Casting 356-T6.
- Serrated surface on both body and jaw.



PART NUMBER	MATERIAL	SIZE	JAW	MAIN LINE		MAX CURRENT FAULT RATING	LBS
				Min	Max		
TPIWCB4X6BT15GS	ALUMINUM	6"	SERRATED	4"	6"	7H 68kA @ 15 CYCLES X/R 30	5.0
TRAVIS PATTERN INTEGRAL WEB CHANNEL BUS CONDUCTOR C-CLAMP 4" X 6" (SERRATED) 2X 15 DEG (TO 1.5" GROUNDING STUD)							



Utility Grounding Division

OPGW CLAMP




PART NUMBER	MATERIAL	OPTICAL WIRE SIZE	JAW		MAX CURRENT FAULT RATING	LBS
TP364OPGW-625GS	ALUMINUM	.364"	SMOOTH	5H	47kA @ 15 CYCLES X/R=30	1.50
TRAVIS PATTERN ALUMINUM .364" OPTICAL GROUND WIRE CLAMP, W/ 5/8" DIA COPPER GROUND STUD						
TP472OPGW-625GS	ALUMINUM	.472"	SMOOTH	5H	47kA @ 15 CYCLES X/R=30	1.50
TRAVIS PATTERN ALUMINUM .472" OPTICAL GROUND WIRE CLAMP, W/ 5/8" DIA COPPER GROUND STUD						
TP506OPGW-625GS	ALUMINUM	.506"	SMOOTH	5H	47kA @ 15 CYCLES X/R=30	1.50
TRAVIS PATTERN ALUMINUM .506" OPTICAL GROUND WIRE CLAMP, W/ 5/8" DIA COPPER GROUND STUD						
TP546OPGW-625GS	ALUMINUM	.546"	SMOOTH	5H	47kA @ 15 CYCLES X/R=30	1.50
TRAVIS PATTERN ALUMINUM .546" OPTICAL GROUND WIRE CLAMP, W/ 5/8" DIA COPPER GROUND STUD						
TP555OPGW-625GS	ALUMINUM	.555"	SMOOTH	5H	47kA @ 15 CYCLES X/R=30	1.50
TRAVIS PATTERN ALUMINUM .555" OPTICAL GROUND WIRE CLAMP, W/ 5/8" DIA COPPER GROUND STUD						
TP591OPGW-625GS	ALUMINUM	.591"	SMOOTH	5H	47kA @ 15 CYCLES X/R=30	1.50
TRAVIS PATTERN ALUMINUM .591" OPTICAL GROUND WIRE CLAMP, W/ 5/8" DIA COPPER GROUND STUD						
TP602OPGW-625GS	ALUMINUM	.602"	SMOOTH	5H	47kA @ 15 CYCLES X/R=30	1.50
TRAVIS PATTERN ALUMINUM .602" OPTICAL GROUND WIRE CLAMP, W/ 5/8" DIA COPPER GROUND STUD						
TP646OPGW-625GS	ALUMINUM	.646"	SMOOTH	5H	47kA @ 15 CYCLES X/R=30	1.50
TRAVIS PATTERN ALUMINUM .646" OPTICAL GROUND WIRE CLAMP, W/ 5/8" DIA COPPER GROUND STUD						

PLEASE CONTACT THE FACTORY FOR CUSTOM SIZES



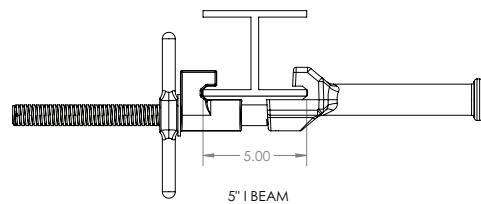
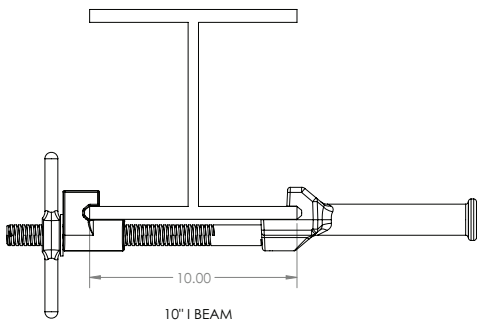
I - BEAM CLAMP




TP10IBC-15GS



TP10IBC-BS17-T

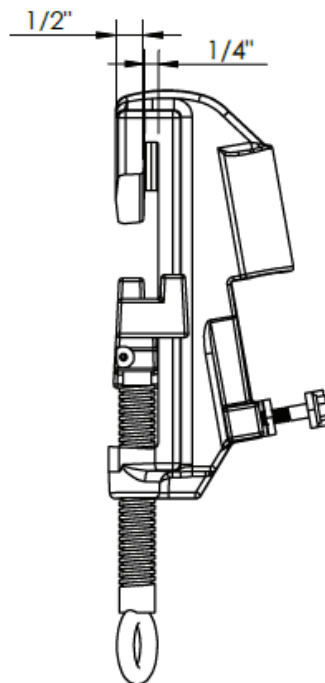


PART NUMBER	SIZE	JAW	MAIN LINE		MAX CURRENT FAULT RATING	LBS	
			Min	Max			
TP10IBC-15GS	10"	SMOOTH	5"	10"	MAX	85ka @ 15 CYCLES X/R=30	5.5
TRAVIS PATTERN 5-10" I BEAM CLAMP, W/ 1-1/2" GROUNDING STUD							
TP10IBC-BS17-T	10"	SMOOTH	5"	10"	6H	55ka @ 15 CYCLES X/R=30	5.8
TRAVIS PATTERN 5-10" I BEAM CLAMP, W/ 1" DIA BALL X 7" TIN PLATED COPPER STUD							



Utility Grounding Division

SWITCH BLADE CLAMP



PART NUMBER	SBC2525
TYPE	SWITCH BLADE CLAMP
MATERIAL	ALUMINUM
RANGE	1-1/8"-3"
RATING	5H: 47kA @ 15 CYCLES X/R=30
CONTINUOUS CURRENT RATING	400A
SCREW TYPE	STAINLESS STEEL EYE SCREW
SCREW SIZE	3/4-6 STUB ACME
MAX TORQUE	400 IN-LBS
GROUND STUD	5/8 X 5 X 7 (IF GS57 SUFFIX IS SELECTED)
JAW TYPE	SMOOTH
WEIGHT	1.9 LBS



LOAD BREAK BUSHING

200 AMP LOAD BREAK GROUND BUSHING & ASSEMBLIES



PART NUMBER	RATING	CABLE SIZE	TYPE	COLOR	CLAMP
LBB15	15kA @ 15 CYCLES SYMMETRICAL	N/A	N/A	N/A	N/A
LOAD BREAK BUSHING, 15KV, W/OUT THREADED CONNECTOR					
LBB15C	15kA @ 15 CYCLES SYMMETRICAL	N/A	N/A	N/A	N/A
LOAD BREAK BUSHING, 15KV W/THREADED CONNECTOR					
LBB156G	15kA @ 15 CYCLES SYMMETRICAL	1/0	TYPE K	CLEAR	3/4"
LOAD BREAK BUSHING GROUND, 15KV, 6' GROUND LEAD, CLAMP					
LBB1533G	15kA @ 15 CYCLES SYMMETRICAL	1/0	TYPE K	CLEAR	3/4"
LOAD BREAK BUSHING GROUND CLUSTER, 15KV, 3-3' LEADS, 10' COMMON					
LBB25	15kA @ 15 CYCLES SYMMETRICAL	N/A	N/A	N/A	N/A
LOAD BREAK BUSHING, 25KV, W/OUT THREADED CONNECTOR					
LBB25C	15kA @ 15 CYCLES SYMMETRICAL	N/A	N/A	N/A	N/A
LOAD BREAK BUSHING, 25KV W/ THREADED CONNECTOR					
LBB256G	15kA @ 15 CYCLES SYMMETRICAL	1/0	TYPE K	CLEAR	3/4"
LOAD BREAK BUSHING GROUND, 25KV, 6' GROUND LEAD, CLAMP					
LBB2533G	15kA @ 15 CYCLES SYMMETRICAL	1/0	TYPE K	CLEAR	3/4"
LOAD BREAK BUSHING GROUND CLUSTER, 25KV, 3-3' LEADS, 10' COMMON					

ASSEMBLIES ARE AVAILABLE IN 2/0 CABLE UPON REQUEST



Utility Grounding Division

LOAD BREAK ELBOW

200 AMP LOAD BREAK ELBOW GROUND & ASSEMBLIES



PART NUMBER	RATING	CABLE SIZE	TYPE	COLOR	CLAMP
LBE15C	15kA @ 15 CYCLES SYMMETRICAL	N/A	N/A	N/A	N/A
LOAD BREAK ELBOW, 15KV W/THREADED CONNECTOR AND PROBE					
LBE153G	15kA @ 15 CYCLES SYMMETRICAL	1/0	TYPE K	YELLOW	3/4"
LOAD BREAK ELBOW GROUND, 15KV, 3' GROUND LEAD, 3/4 AL C-CLAMP					
LBE156G	15kA @ 15 CYCLES SYMMETRICAL	1/0	TYPE K	YELLOW	3/4"
LOAD BREAK ELBOW GROUND, 15KV, 6' GROUND LEAD, 3/4 AL C-CLAMP					
LBE158G	15kA @ 15 CYCLES SYMMETRICAL	1/0	TYPE K	YELLOW	3/4"
LOAD BREAK ELBOW GROUND, 15KV, X 8' GROUND LEAD, CLAMP					
LBE1533G	15kA @ 15 CYCLES SYMMETRICAL	1/0	TYPE K	YELLOW	3/4"
LOAD BREAK ELBOW GROUND CLUSTER, 15KV, 3-3' LEADS, 10' COMMON					
LBE1536G	15kA @ 15 CYCLES SYMMETRICAL	1/0	TYPE K	YELLOW	3/4"
LOAD BREAK ELBOW CLUSTER, 15KV, 3-6' LEADS, 3/4" AL C-CLAMP					
LBE25C	15kA @ 15 CYCLES SYMMETRICAL	N/A	N/A	N/A	N/A
LOAD BREAK ELBOW, 25KV W/THREADED CONNECTOR AND PROBE					
LBE256G	15kA @ 15 CYCLES SYMMETRICAL	1/0	TYPE K	YELLOW	3/4"
LOAD BREAK ELBOW GROUND, 25KV, 6' GROUND LEAD, CLAMP					
LBE2533G	15kA @ 15 CYCLES SYMMETRICAL	1/0	TYPE K	YELLOW	3/4"
LOAD BREAK ELBOW GROUND CLUSTER, 25KV, 3-3' LEADS, 10' COMMON					
LBE35LI	15kA @ 15 CYCLES SYMMETRICAL	N/A	N/A	N/A	N/A
LOAD BREAK ELBOW, 35KV, LARGE INTERFACE, W/THREADED CONNECTOR AND PROBE					
LBE35LI6G	15kA @ 15 CYCLES SYMMETRICAL	2/0	TYPE K	YELLOW	3/4"
LOAD BREAK ELBOW GROUND, 35KV, LARGE INTERFACE, 6FT 2/0 YELLOW GROUND					
LBE35LI33G	15kA @ 15 CYCLES SYMMETRICAL	2/0	TYPE K	YELLOW	3/4"
LOAD BREAK ELBOW GROUND CLUSTER, 35KV, LARGE INTERFACE, 3-3' LEADS, 10' COMMON					

ASSEMBLIES ARE AVAILABLE IN 2/0 CABLE UPON REQUEST



FERRULES



CF20PS



CF20TS

PART NUMBER	RATING	CABLE SIZE	TYPE	COLOR	CLAMP
CFN2PS	CDA 110	#2	SHROUDED	PLUG	N/A
COPPER FERRULE #2 PLUG, SHROUDED					
CF10PS	CDA 110	1/0	SHROUDED	PLUG	N/A
COPPER FERRULE 1/0 PLUG, SHROUDED					
CF20PS	CDA 110	2/0	SHROUDED	PLUG	N/A
COPPER FERRULE 2/0 PLUG, SHROUDED					
CF40PS	CDA 110	4/0	SHROUDED	PLUG	N/A
COPPER FERRULE 4/0 PLUG, SHROUDED					
CFN2TS	CDA 110	#2	SHROUDED	THREADED	5/8-11 UNC
COPPER FERRULE #2 THREADED 5/8-11, SHROUDED					
CF10TS	CDA 110	1/0	SHROUDED	THREADED	5/8-11 UNC
COPPER FERRULE 1/0 THREADED 5/8-11, SHROUDED					
CF20TS	CDA 110	2/0	SHROUDED	THREADED	5/8-11 UNC
COPPER FERRULE 2/0 THREADED 5/8-11, SHROUDED					
CF40TS	CDA 110	4/0	SHROUDED	THREADED	5/8-11 UNC
COPPER FERRULE 4/0 THREADED 5/8-11, SHROUDED					

Travis shrouded ferrules are impact extruded from CDA-110 copper and annealed to max hardness of R/F 60 for crimping applications.

Shrouded ferrules add extra strength for clamps without strain reliefs and assemblies subject to higher fault current.

Shrouded ferrules are available in threaded, non-threaded (Plug), tin plated or non-plated.

Threaded ferrules are supplied with lock washer and jam nut.

For tin plated ferrules add suffix (T) at the end of the part number. EX) CFN2PS-T



Utility Grounding Division

FERRULES



CF20PU



CF20TU

PART NUMBER	RATING	CABLE SIZE	TYPE	COLOR	CLAMP
CFN2PU	CDA 110	#2	UNSHROUDED	PLUG	N/A
COPPER FERRULE #2 PLUG, UNSHROUDED					
CF10PU	CDA 110	1/0	UNSHROUDED	PLUG	N/A
COPPER FERRULE 1/0 PLUG, UNSHROUDED					
CF20PU	CDA 110	2/0	UNSHROUDED	PLUG	N/A
COPPER FERRULE 2/0 PLUG, UNSHROUDED					
CF40PU	CDA 110	4/0	UNSHROUDED	PLUG	N/A
COPPER FERRULE 4/0 PLUG, UNSHROUDED					
CFN2TU	CDA 110	#2	UNSHROUDED	THREADED	5/8-11 UNC
COPPER FERRULE #2 THREADED 5/8-11, UNSHROUDED					
CF10TU	CDA 110	1/0	UNSHROUDED	THREADED	5/8-11 UNC
COPPER FERRULE 1/0 THREADED 5/8-11, UNSHROUDED					
CF20TU	CDA 110	2/0	UNSHROUDED	THREADED	5/8-11 UNC
COPPER FERRULE 2/0 THREADED 5/8-11, UNSHROUDED					
CF40TU	CDA 110	4/0	UNSHROUDED	THREADED	5/8-11 UNC
COPPER FERRULE 4/0 THREADED 5/8-11, UNSHROUDED					
CF350TU	CDA 110	350	UNSHROUDED	THREADED	5/8-11 UNC
COPPER FERRULE 350 MCM THREADED 5/8-11, UNSHROUDED					

Travis unshrouded ferrules are impact extruded from CDA-110 copper and annealed to max hardness of R/F 60 for crimping applications.

Unshrouded ferrules are available threaded, non-threaded (Plug), tin plated or non-plated.


Threaded ferrules are supplied with lock washer and jam nut.

For tin plated ferrules add suffix (T) at the end of the part number. EX) CFN2PU-T



Class K Flexible Ground Cables

- *Thermoplastic Elastomer (TPE) single insulation*
- *Yellow jacket in stock*
- *Custom color or stripped jacket per request*
- *ASTM B-3 annealed copper wire*
- *Manufactured per ASTM F855 specifications*
- *Temperature Rating: -49°C to +105°C*



Size	Stranding#/ Construction		Conductor Nominal OD (Inches)	Nominal Finished OD (Inches)	Approx. Weight (lbs./ M ft.)
#2	665	7x95/30	0.320	0.540	270
1/0	1064	19x56/30	0.397	0.617	420
2/0	1330	19x70/30	0.450	0.670	520
4/0	2109	19x111/30	0.580	0.800	790
250	2499	7x7x51/30	0.682	0.902	960
350	3458	7x19x26/30	0.830	1.050	1320



Utility Grounding Division

GROUND KIT

GK00014

TRAVIS 2/0 YELLOW GROUND KIT



Part Number	Description
GS2/0YC25-00018	GROUND SET, 2/0 YELLOW CABLE 25', (2) TP125ACAT15-001 (1-1/4" AL SMOOTH C-CLAMP W/ BILL), UNSHROUDED THREADED FERRULES
GS2/0YC4-00018-P1	GROUND SET, 2/0 YELLOW CABLE 4', (2) TP125ACAT15-001 (1-1/4" AL SMOOTH C-CLAMP W/ BILL), UNSHROUDED THREADED FERRULES, (1) PARKING STUD
GS2/0YC6-00018-P1	GROUND SET, 2/0 YELLOW CABLE 6', (2) TP125ACAT15-001 (1-1/4" AL SMOOTH C-CLAMP W/ BILL), UNSHROUDED THREADED FERRULES, (1) PARKING STUD
GS2/0YC12-00018-P1	GROUND SET, 2/0 YELLOW CABLE 12', (2) TP125ACAT15-001 (1-1/4" AL SMOOTH C-CLAMP W/ BILL), UNSHROUDED THREADED FERRULES, (1) PARKING STUD
KB001Y	UGD UTILITY KIT BAG 0001 YELLOW 27 X 14 X 9.5 VINYL COATED NYLON
CPB-DE-1	ALUMINUM GROUNDING JUNCTION RACK, SIDE MOUNT
TP25GSS-PS	STAINLESS SINGLE PARKING STAND



METER BASE GROUND ADAPTER

METER BASE GROUND ADAPTER

PART NUMBER: GSN2YC7-00167

GROUND SET, #2 YELLOW CABLE 7FT, (1) TP40ACAT15-001
(AL .40 C-CLAMP), (1) METER BASE GROUND ADAPTER




The meter base ground adapter is used for personal protection and is designed to prevent inadvertent back feed voltage from alternate energy sources such as generators, solar, etc.

Safely ground 4 STAB 320 Amp or 200 Amp Meter Sockets

Fault Rating: 15kA @ 15 cycles symmetrical





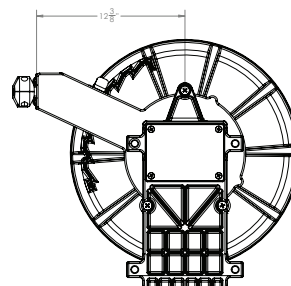
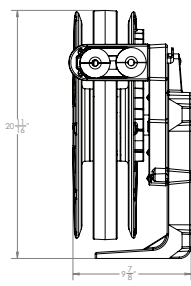
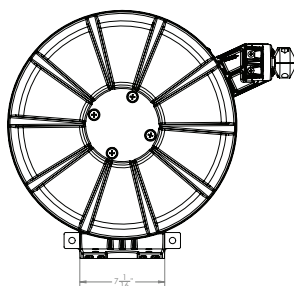
Utility Grounding Division

CABLE GROUNDING REEL

TRAVIS UGD CABLE GROUNDING REEL



PART NUMBER	DESCRIPTION	FAULT RATING	WEIGHT
CR1902	CABLE REEL, #2 CABLE	GRADE 3 27kA Symmetrical	50LBS
CR1910	CABLE REEL, 1/0 CABLE		
CR1920	CABLE REEL, 2/0 CABLE		





HOT STICKS



HEX TO CAP

PART NUMBER	PRIMARY	SECONDARY	DIA	OAL	DESCRIPTION
HSH112C	HEX, QC, 5/8-11	CAP	1"	12"	HOT STICK, 1" X 12" FOAM FILLED FIBER GLASS, HEX, CAP
HSH124C				24"	HOT STICK, 1" X 24" FOAM FILLED FIBER GLASS, HEX, CAP
HSH132C				32"	HOT STICK, 1" X 32" FOAM FILLED FIBER GLASS, HEX, CAP
HSH136C				36"	HOT STICK, 1" X 36" FOAM FILLED FIBER GLASS, HEX, CAP
HSH144C				44"	HOT STICK, 1" X 44" FOAM FILLED FIBER GLASS, HEX, CAP
HSH148C				48"	HOT STICK, 1" X 48" FOAM FILLED FIBER GLASS, HEX, CAP
HSH172C				72"	HOT STICK, 1" X 72" FOAM FILLED FIBER GLASS, HEX, CAP
HSH178C				78"	HOT STICK, 1" X 78" FOAM FILLED FIBER GLASS, HEX, CAP
HSH196C				96"	HOT STICK, 1" X 96" FOAM FILLED FIBER GLASS, HEX, CAP
HSH1120C				120"	HOT STICK, 1" X 120" FOAM FILLED FIBER GLASS, HEX, CAP
HSH1144C				144"	HOT STICK, 1" X 144" FOAM FILLED FIBER GLASS, HEX, CAP
HSH12512C				1-1/4"	12"
HSH12524C			24"		HOT STICK, 1.25" X 24" FOAM FILLED FIBER GLASS, HEX, CAP
HSH12532C			32"		HOT STICK, 1.25" X 32" FOAM FILLED FIBER GLASS, HEX, CAP
HSH12536C			36"		HOT STICK, 1.25" X 36" FOAM FILLED FIBER GLASS, HEX, CAP
HSH12544C			44"		HOT STICK, 1.25" X 44" FOAM FILLED FIBER GLASS, HEX, CAP
HSH12548C			48"		HOT STICK, 1.25" X 48" FOAM FILLED FIBER GLASS, HEX, CAP
HSH12572C			72"		HOT STICK, 1.25" X 72" FOAM FILLED FIBER GLASS, HEX, CAP
HSH12578C			78"		HOT STICK, 1.25" X 78" FOAM FILLED FIBER GLASS, HEX, CAP
HSH12596C			96"		HOT STICK, 1.25" X 96" FOAM FILLED FIBER GLASS, HEX, CAP
HSH125120C			120"		HOT STICK, 1.25" X 120" FOAM FILLED FIBER GLASS, HEX, CAP
HSH125144C			144"		HOT STICK, 1.25" X 144" FOAM FILLED FIBER GLASS, HEX, CAP



Utility Grounding Division

HOT STICKS



HEX TO HEX

PART NUMBER	PRIMARY	SECONDARY	DIA	OAL	DESCRIPTION	
HSH112H	HEX, QC, 5/8-11	HEX, QC, 5/8-11	1"	12"	HOT STICK, 1" X 12" FOAM FILLED FIBER GLASS, HEX, HEX	
HSH124H				24"	HOT STICK, 1" X 24" FOAM FILLED FIBER GLASS, HEX, HEX	
HSH132H				32"	HOT STICK, 1" X 32" FOAM FILLED FIBER GLASS, HEX, HEX	
HSH136H				36"	HOT STICK, 1" X 36" FOAM FILLED FIBER GLASS, HEX, HEX	
HSH144H				44"	HOT STICK, 1" X 44" FOAM FILLED FIBER GLASS, HEX, HEX	
HSH148H				48"	HOT STICK, 1" X 48" FOAM FILLED FIBER GLASS, HEX, HEX	
HSH172H				72"	HOT STICK, 1" X 72" FOAM FILLED FIBER GLASS, HEX, HEX	
HSH178H				78"	HOT STICK, 1" X 78" FOAM FILLED FIBER GLASS, HEX, HEX	
HSH196H				96"	HOT STICK, 1" X 96" FOAM FILLED FIBER GLASS, HEX, HEX	
HSH1120H				120"	HOT STICK, 1" X 120" FOAM FILLED FIBER GLASS, HEX, HEX	
HSH1144H				144"	HOT STICK, 1" X 144" FOAM FILLED FIBER GLASS, HEX, HEX	
HSH12512H			1-1/4"		12"	HOT STICK, 1.25" X 12" FOAM FILLED FIBER GLASS, HEX, HEX
HSH12524H					24"	HOT STICK, 1.25" X 24" FOAM FILLED FIBER GLASS, HEX, HEX
HSH12532H					32"	HOT STICK, 1.25" X 32" FOAM FILLED FIBER GLASS, HEX, HEX
HSH12536H					36"	HOT STICK, 1.25" X 36" FOAM FILLED FIBER GLASS, HEX, HEX
HSH12544H					44"	HOT STICK, 1.25" X 44" FOAM FILLED FIBER GLASS, HEX, HEX
HSH12548H					48"	HOT STICK, 1.25" X 48" FOAM FILLED FIBER GLASS, HEX, HEX
HSH12572H					72"	HOT STICK, 1.25" X 72" FOAM FILLED FIBER GLASS, HEX, HEX
HSH12578H					78"	HOT STICK, 1.25" X 78" FOAM FILLED FIBER GLASS, HEX, HEX
HSH12596H					96"	HOT STICK, 1.25" X 96" FOAM FILLED FIBER GLASS, HEX, HEX
HSH125120H					120"	HOT STICK, 1.25" X 120" FOAM FILLED FIBER GLASS, HEX, HEX
HSH125144H					144"	HOT STICK, 1.25" X 144" FOAM FILLED FIBER GLASS, HEX, HEX



HOT STICKS



HEX TO UNIVERSAL

PART NUMBER	PRIMARY	SECONDARY	DIA	OAL	DESCRIPTION
HSH112U	HEX, QC, 5/8-11	UNIVERSAL	1"	12"	HOT STICK, 1" X 12" FOAM FILLED FIBER GLASS, HEX, UNIVERSAL
HSH124U				24"	HOT STICK, 1" X 24" FOAM FILLED FIBER GLASS, HEX, UNIVERSAL
HSH132U				32"	HOT STICK, 1" X 32" FOAM FILLED FIBER GLASS, HEX, UNIVERSAL
HSH136U				36"	HOT STICK, 1" X 36" FOAM FILLED FIBER GLASS, HEX, UNIVERSAL
HSH144U				44"	HOT STICK, 1" X 44" FOAM FILLED FIBER GLASS, HEX, UNIVERSAL
HSH148U				48"	HOT STICK, 1" X 48" FOAM FILLED FIBER GLASS, HEX, UNIVERSAL
HSH172U				72"	HOT STICK, 1" X 72" FOAM FILLED FIBER GLASS, HEX, UNIVERSAL
HSH178U				78"	HOT STICK, 1" X 78" FOAM FILLED FIBER GLASS, HEX, UNIVERSAL
HSH196U				96"	HOT STICK, 1" X 96" FOAM FILLED FIBER GLASS, HEX, UNIVERSAL
HSH1120U				120"	HOT STICK, 1" X 120" FOAM FILLED FIBER GLASS, HEX, UNIVERSAL
HSH1144U				144"	HOT STICK, 1" X 144" FOAM FILLED FIBER GLASS, HEX, UNIVERSAL
HSH12512U				1-1/4"	12"
HSH12524U			24"		HOT STICK, 1.25" X 24" FOAM FILLED FIBER GLASS, HEX, UNIVERSAL
HSH12532U			32"		HOT STICK, 1.25" X 32" FOAM FILLED FIBER GLASS, HEX, UNIVERSAL
HSH12536U			36"		HOT STICK, 1.25" X 36" FOAM FILLED FIBER GLASS, HEX, UNIVERSAL
HSH12544U			44"		HOT STICK, 1.25" X 44" FOAM FILLED FIBER GLASS, HEX, UNIVERSAL
HSH12548U			48"		HOT STICK, 1.25" X 48" FOAM FILLED FIBER GLASS, HEX, UNIVERSAL
HSH12572U			72"		HOT STICK, 1.25" X 72" FOAM FILLED FIBER GLASS, HEX, UNIVERSAL
HSH12578U			78"		HOT STICK, 1.25" X 78" FOAM FILLED FIBER GLASS, HEX, UNIVERSAL
HSH12596U			96"		HOT STICK, 1.25" X 96" FOAM FILLED FIBER GLASS, HEX, UNIVERSAL
HSH125120U			120"		HOT STICK, 1.25" X 120" FOAM FILLED FIBER GLASS, HEX, UNIVERSAL
HSH125144U			144"		HOT STICK, 1.25" X 144" FOAM FILLED FIBER GLASS, HEX, UNIVERSAL



Utility Grounding Division

HOT STICKS



UNIVERSAL TO CAP

PART NUMBER	PRIMARY	SECONDARY	DIA	OAL	DESCRIPTION		
HSU112C	UNIVERSAL	CAP	1"	12"	HOT STICK, 1" X 12" FOAM FILLED FIBER GLASS, UNIVERSAL, CAP		
HSU124C				24"	HOT STICK, 1" X 24" FOAM FILLED FIBER GLASS, UNIVERSAL, CAP		
HSU132C				32"	HOT STICK, 1" X 32" FOAM FILLED FIBER GLASS, UNIVERSAL, CAP		
HSU136C				36"	HOT STICK, 1" X 36" FOAM FILLED FIBER GLASS, UNIVERSAL, CAP		
HSU144C				44"	HOT STICK, 1" X 44" FOAM FILLED FIBER GLASS, UNIVERSAL, CAP		
HSU148C				48"	HOT STICK, 1" X 48" FOAM FILLED FIBER GLASS, UNIVERSAL, CAP		
HSU172C				72"	HOT STICK, 1" X 72" FOAM FILLED FIBER GLASS, UNIVERSAL, CAP		
HSU178C				78"	HOT STICK, 1" X 78" FOAM FILLED FIBER GLASS, UNIVERSAL, CAP		
HSU196C				96"	HOT STICK, 1" X 96" FOAM FILLED FIBER GLASS, UNIVERSAL, CAP		
HSU1120C				120"	HOT STICK, 1" X 120" FOAM FILLED FIBER GLASS, UNIVERSAL, CAP		
HSU1144C				144"	HOT STICK, 1" X 144" FOAM FILLED FIBER GLASS, UNIVERSAL, CAP		
HSU12512C				1-1/4"	CAP	1-1/4"	12"
HSU12524C			24"				HOT STICK, 1.25" X 24" FOAM FILLED FIBER GLASS, UNIVERSAL, CAP
HSU12532C			32"				HOT STICK, 1.25" X 32" FOAM FILLED FIBER GLASS, UNIVERSAL, CAP
HSU12536C			36"				HOT STICK, 1.25" X 36" FOAM FILLED FIBER GLASS, UNIVERSAL, CAP
HSU12544C			44"				HOT STICK, 1.25" X 44" FOAM FILLED FIBER GLASS, UNIVERSAL, CAP
HSU12548C			48"				HOT STICK, 1.25" X 48" FOAM FILLED FIBER GLASS, UNIVERSAL, CAP
HSU12572C			72"				HOT STICK, 1.25" X 72" FOAM FILLED FIBER GLASS, UNIVERSAL, CAP
HSU12578C			78"				HOT STICK, 1.25" X 78" FOAM FILLED FIBER GLASS, UNIVERSAL, CAP
HSU12596C			96"				HOT STICK, 1.25" X 96" FOAM FILLED FIBER GLASS, UNIVERSAL, CAP
HSU125120C			120"				HOT STICK, 1.25" X 120" FOAM FILLED FIBER GLASS, UNIVERSAL, CAP
HSU125144C			144"				HOT STICK, 1.25" X 144" FOAM FILLED FIBER GLASS, UNIVERSAL, CAP



TEMPORARY HOT ARM




PART NUMBER	TP25HA726X6
TYPE	TEMPORARY HOT ARM
CASTING MATERIAL	ALUMINUM 356-T6
CROSS ARM SIZE	6" X 6"
FIBERGLASS	2-1/2" DIA X 6' FOAM FILLED RED FIBERGLASS
TESTED PER	ASTM F711
WORKING LOAD LIMIT	300 LBS. OR 150 LBS. PER HOLDER. (MAX TWO HOLDERS)
CONDUCTOR SIZE	0.125 - 1.3125 DIA
SCREW TYPE	STAINLESS EYE SCREW
SCREW SIZE	5/8-8 STUB ACME

TO ORDER TEMPORARY HOT ARM ASSEMBLIES WITH INSULATORS ADD SUFFIX (I)
(EXAMPLE: TP25HA726X6I)



TPHA-INS





Utility Grounding Division

DLJ TOOL

DLJ TOOL FEATURES

- Assist tying in connectors
- Securing fuse barrels
- Easy ring attachment
- Raising wires or cables
- Available with high visibility powder coating
- Made from light weight heat treated aluminum

“Designed for fuse barrels switches and more”




DLJ1

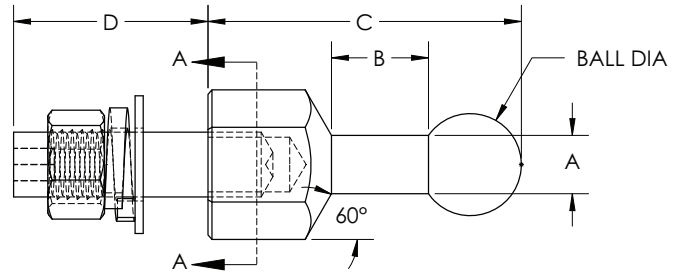
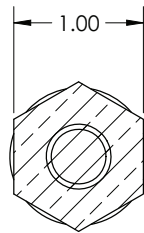


DLJ1-P






BALL STUDS



SECTION A-A

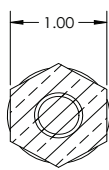
TRAVIS PATTERN 1" DIA TIN PLATED COPPER BALL STUDS,
WITH STAINLESS HARDWARE

Part Number	Ball Dia	DIMENSIONS (INCHES)				THREAD SIZE	RATING
		A	B	C	D		
BS11T-100	1"	5/8"	1"	3"	1"	9/16"-12	5H
BS11T-125					1-1/4"		
BS11T-150					1-1/2"		
BS11T-200					2"		
BS11T-225					2-1/4"		
BS11T-250					2-1/2"		
BS13T-100		3"	5"	1"			
BS13T-125				1-1/4"			
BS13T-150				1-1/2"			
BS13T-200				2"			
BS13T-225				2-1/4"			
BS13T-250				2-1/2"			
BS15T-100		5-1/2"	7-1/2"	1"			
BS15T-125				1-1/4"			
BS15T-150				1-1/2"			
BS15T-200	2"						
BS15T-225	2-1/4"						
BS15T-250	2-1/2"						

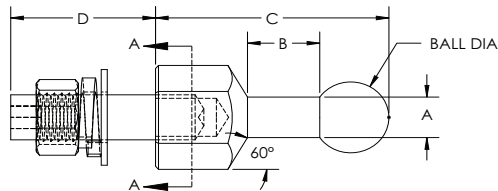


Utility Grounding Division

BALL STUDS




SECTION A-A



TRAVIS PATTERN 30 MM DIA TIN PLATED COPPER BALL STUDS, WITH STAINLESS HARDWARE

Part Number	Ball Dia	DIMENSIONS (INCHES)				THREAD SIZE	RATING
		A	B	C	D		
BS301T-100	30 MM	3/4"	1-3/4"	4"	1"	5/8"-11	6H
BS301T-125					1-1/4"		
BS301T-150					1-1/2"		
BS301T-200					2"		
BS301T-225					2-1/4"		
BS301T-250					2-1/2"		
BS303T-100		3/4"	3"	5-1/4"	1"		
BS303T-125					1-1/4"		
BS303T-150					1-1/2"		
BS303T-200					2"		
BS303T-225					2-1/4"		
BS303T-250					2-1/2"		
BS305T-100		3/4"	5-1/2"	7-3/4"	1"		
BS305T-125					1-1/4"		
BS305T-150					1-1/2"		
BS305T-200	2"						
BS305T-225	2-1/4"						
BS305T-250	2-1/2"						



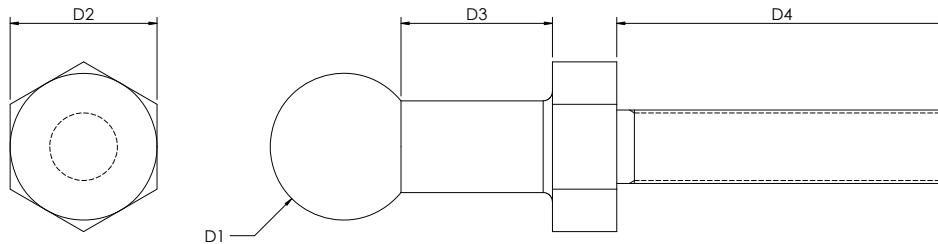
GROUNDING STUDS

GROUNDING BALL STUD

- 400A continuous current rating.
- Copper alloy C-110.



BS11500M



PART NUMBER	DESCRIPTION	SINGLE CONFIGURATIONS MAX CURRENT FAULT RATING	DOUBLE CONFIGURATIONS MAX CURRENT FAULT RATING	D1	D2	D3	D4	THREAD
BS11500M	BALL STUD, 1 IN BALL, 1 IN SHANK, 1/2"-13 MALE THREAD	47 kA @ 15 CYCLES X/R 30	63 kA @ 15 CYCLES X/R 30	1"	1"	1"	2.25"	1/2"-13
BS13500M	BALL STUD, 1 IN BALL, 3 IN SHANK, 1/2"-13 MALE THREAD	47 kA @ 15 CYCLES X/R 30	63 kA @ 15 CYCLES X/R 30	1"	1"	3"	2.25"	1/2"-13
BS15500M	BALL STUD, 1 IN BALL, 5 IN SHANK, 1/2"-13 MALE THREAD	47 kA @ 15 CYCLES X/R 30	63 kA @ 15 CYCLES X/R 30	1"	1"	5 1/2"	2.25"	1/2"-13
BS11T500M	BALL STUD, 1 IN BALL, 1 IN SHANK, 1/2"-13 MALE THREAD, TIN PLATED	47 kA @ 15 CYCLES X/R 30	63 kA @ 15 CYCLES X/R 30	1"	1"	1"	2.25"	1/2"-13
BS13T500M	BALL STUD, 1 IN BALL, 3 IN SHANK, 1/2"-13 MALE THREAD, TIN PLATED	47 kA @ 15 CYCLES X/R 30	63 kA @ 15 CYCLES X/R 30	1"	1"	3"	2.25"	1/2"-13
BS15T500M	BALL STUD, 1 IN BALL, 5 IN SHANK, 1/2"-13 MALE THREAD, TIN PLATED	47 kA @ 15 CYCLES X/R 30	63 kA @ 15 CYCLES X/R 30	1"	1"	5 1/2"	2.25"	1/2"-13




Utility Grounding Division

GROUNDING STUDS

SPECIAL DOUBLE STUD

- 3000A continuous current rating
- 1-1/2" X 6" long ground studs
- Aluminum Casting 356-T6



SPECIAL SINGLE STUD

- 1-1/2" X 6" long ground studs
- Aluminum Casting 356-T6




PART NUMBER	DESCRIPTION	MAX CURRENT FAULT RATING	LBS
EXTENSION PAD			
4X4-EXT-2GS	ALUMINUM (2) 4X4 PADS EXTENSION W/ (2) 1 1/2" X 6" DIA GROUNDING STUDS	68kA @ 15 CYCLES X/R 30	7 LBS
PAD TO STUD			
4X4-1GSF-15	ALUMINUM 4X4 PAD TO 1 1/2" X 6" DIA FLAG STYLE GROUND STUD	68kA @ 15 CYCLES X/R 30	3 LBS



GROUNDING STUDS

MOBILE EQUIPMENT GROUNDING STUD

- SiBr Castings
- C-110 Plated Copper Ball Stud








PART NUMBER	DESCRIPTION	MAX CURRENT FAULT RATING		LBS
		6H	55 kA @ 15 CYCLES, X/R=30	
BS1535M75-02	BRONZE MOBILE EQUIPMENT GROUNDING STUD			7.50
BS1535M75-03	BRONZE MOBILE EQUIPMENT GROUNDING PLATES	6H	55 kA @ 15 CYCLES, X/R=30	5.05
BS1535M75-04	COPPER PLATED MOBILE EQUIPMENT GROUNDING STUD 1-1/2" BALL			2.45



Utility Grounding Division

GROUNDING

VEHICLE/MOBILE EQUIPMENT GROUNDING DEVICES

	TGA2-AL-T	ALUMINUM ADAPTER PLATE: 2 HOLE PAD TO 5/8 -11 THREAD, W/STRAIN RELIEF, TIN-PLATED, MOUNTING HARDWARE INCLUDED	6H: 55 kA @ 15 CYCLES, X/R=30
	TGA-A-T	ALUMINUM ADAPTER PLATE: "A", TIN-PLATED, MOUNTING HARDWARE INCLUDED	
	TGA-B-T	ALUMINUM ADAPTER PLATE: "B", TIN-PLATED, MOUNTING HARDWARE INCLUDED	
	TGA75-90-T	ADAPTER PLATE STUD: 3/4" 90 DEG COPPER BAR, 5.5" GRIP LENGTH, W/ 3/4-10 BRASS NUT, SPLIT LOCK WASHER, AND 1 1/4" COPPER END, TIN-PLATED	
	TGA75-S-T	ADAPTER PLATE STUD: 3/4" STRAIGHT COPPER BAR, 5.5" GRIP LENGTH, W/ 3/4-10 BRASS NUT, SPLIT LOCK WASHER, AND 1 1/4" COPPER END, TIN-PLATED	

NOTE:

1. BEFORE INSTALLATION, CLEAN ALL CONTACT SURFACES AND INSTALL OXIDE INHIBITOR (EJC NO. 2 OR EQUIVALENT)
2. 1/2"-13 STAINLESS STEEL MOUNTING HARDWARE: MAX TORQUE 40 FT-LBS
3. ALTERNATE BETWEEN THE BOLTS WHILE TIGHTENING MOUNTING HARDWARE
4. 3/4"-10 COPPER GROUND STUD, STRAIGHT & 90 DEG: MAX TORQUE 70 FT-LBS
5. MINIMUM 1-1/8" THREAD ENGAGEMENT ON 3/4"-10 COPPER GROUND STUDS




GROUNDING STUDS




TRAVIS PATTERN GROUNDING STUD

PART NUMBER	GS75M5625-T
TYPE	CU THREADED GROUND STUD
MATERIAL	C-110 COPPER TIN PLATED , STAINLESS HARDWARE
SIZE	3/4 DIA X 5.5" SHANK
RATING	6H: 55 kA @ 15 CYCLES, X/R=30
STUD THREADS	9/16-12
TORQUE	25 FT-LBS
WEIGHT	1.5 LBS



NOTE:

- TO INSURE 6H RATING THE SHOULDER MUST MAKE FULL CONTACT WITH OPPOSING SURFACE.
- FOR BLIND HOLE APPLICATIONS CUSTOM THREAD LENGTHS MAY BE ORDERED UPON REQUEST



Utility Grounding Division

GROUNDING STUDS



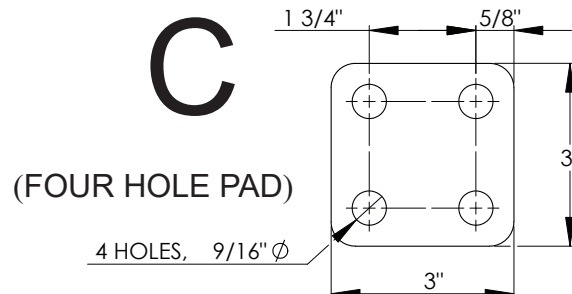
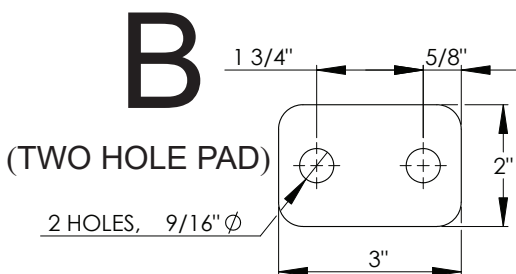
PART NUMBER	GS75T2HP
TYPE	COPPER GROUND STUD, NEMA 2 HOLE PAD
MATERIAL	C-110 COPPER TIN PLATED
SIZE	3/4 DIA X 6" SHANK
RATING	6H: 55 kA @ 15 CYCLES, X/R=30
PAD SIZE	NEMA 2 HOLE PAD
WEIGHT	1.5 LBS

BEFORE INSTALLATION, CLEAN ALL CONTACT SURFACES AND INSTALL OXIDE INHIBITOR.



PART NUMBER	GS75T4HP
TYPE	COPPER GROUND STUD, NEMA 4 HOLE PAD
MATERIAL	C-110 COPPER TIN PLATED
SIZE	3/4 DIA X 6" SHANK
RATING	6H: 55 kA @ 15 CYCLES, X/R=30
PAD SIZE	3" X 3" NEMA 4 HOLE PAD
WEIGHT	2 LBS

BEFORE INSTALLATION, CLEAN ALL CONTACT SURFACES AND INSTALL OXIDE INHIBITOR.



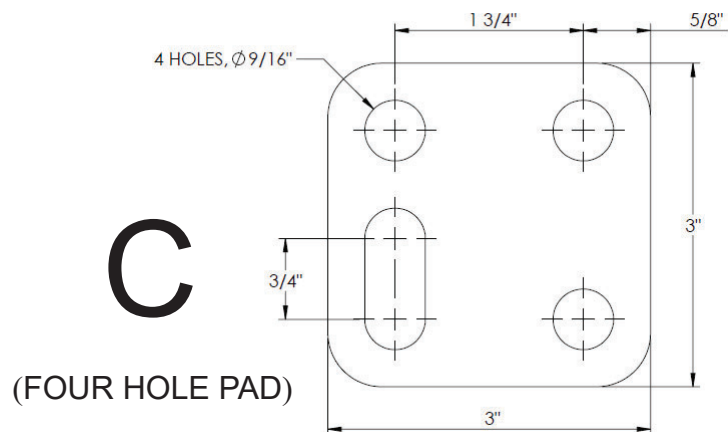


GROUNDING STUDS



PART NUMBER	GS75T4HP-M2
TYPE	COPPER GROUND STUD, NEMA 4 HOLE PAD W/ SLOTTED HOLE
MATERIAL	C-110 COPPER TIN PLATED
SIZE	3/4 DIA X 6" SHANK
RATING	6H: 55 kA @ 15 CYCLES, X/R=30
PAD SIZE	3" X 3" NEMA 4 HOLE PAD
WEIGHT	1.9 LBS


BEFORE INSTALLATION, CLEAN ALL CONTACT SURFACES AND INSTALL OXIDE INHIBITOR.






Utility Grounding Division

POLE CLAMP



TP-RC-85




TP-RC3-85

TRAVIS PATTERN ALUMINUM STEEL POLE CLAMP

PART NUMBER	TP-RC-85
TYPE	POLE CLAMP
MATERIAL	ALUMINUM 356-T6
RANGE	1 7/8"-2.5" (LADDER CLIP HEIGHT)
RATING	85 kA @ 15 CYCLES, X/R=30
SCREW TYPE	STAINLESS STEEL EYE SCREW
SCREW SIZE	3/4-6 STUB ACME
MAX TORQUE	400 IN/LBS.
GROUND STUD	1-1/2" DIA. X 6"
JAW TYPE	SMOOTH
WEIGHT	2.96 LBS



PART NUMBER	TP-RC3-85
TYPE	POLE CLAMP
MATERIAL	ALUMINUM 356-T6
RANGE	1 7/8"-2.5" (LADDER CLIP HEIGHT)
RATING	85 kA @ 15 CYCLES, X/R=30
*TRIPLE CONDUCTOR ONLY	*105 kA @ 15 CYCLES, X/R=30
SCREW TYPE	STAINLESS STEEL EYE SCREW
SCREW SIZE	3/4-6 STUB ACME
MAX TORQUE	400 IN/LBS.
GROUND STUD	1-1/2" DIA. X 8"
JAW TYPE	SMOOTH
WEIGHT	3.125 LBS



CLUSTER BAR

TEMPORARY POLE MOUNT **CLUSTER BAR**

- 400A continuous current rating.
- Aluminum Casting 356-T6.



The Travis UGD Temporary Pole Mount Cluster Bar is designed to be permanently installed on the power pole and allows definite pole penetration. The rack is easy to use when conduit or other obstructions are on the pole. This rack provides a location for multiple grounding clamps to join, as well as an equal potential zone for the worker on the pole.

PART NUMBER	DESCRIPTION	MAX CURRENT FAULT RATING		LBS
CPB-DE	ALUMINUM GROUNDING JUNCTION RACK.	CLASS 5	43 kA @ 15 CYCLES SYMMETRICAL	2
CPB-DE-1	ALUMINUM GROUNDING JUNCTION RACK, SIDE MOUNT	CLASS 5	43 kA @ 15 CYCLES SYMMETRICAL	1.5




Utility Grounding Division

POLE GROUND BAND

POLE GROUND BAND

- Rated for wood and steel applications
- Threaded 5/8-11 for attaching ground wire lead.
- Spike hole for establishing EPZ (Equal Potential Zone)
- Aluminum Casting 356-T6.
- C-110 Copper ground bar



PART NUMBER	DESCRIPTION	MAX CURRENT FAULT RATING		LBS
PGB60C	POLE GROUND BAND, 5' CHAIN, COPPER BAR	6H	55kA @ 15 CYCLES X/R=30	15





BREAKAWAY CONNECTOR

BREAKAWAY CONNECTOR MAGNET CONNECTION

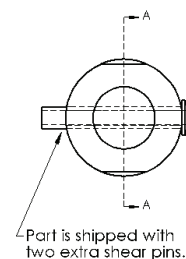
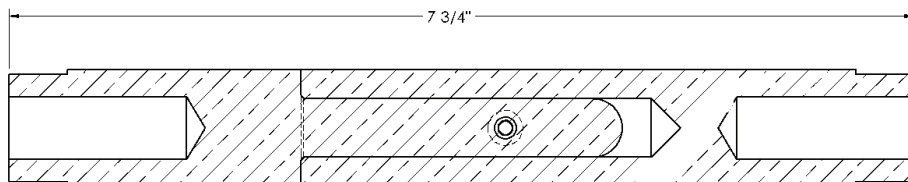


NOTE: BONDING CABLE ONLY, NOT TO BE USED FOR GROUNDING

PART NUMBER	BAC625(90M)
TYPE	BREAKAWAY CONNECTOR
MATERIAL	ALUMINUM
THREAD LENGTH	1.25
RATING	15kA @ 15 CYCLES SYMMETRICAL
CONTINUOUS CURRENT RATING	300A
THREAD	5/8-11 UNC
WEIGHT	.84 LBS

BAC (BREAKAWAY CONNECTOR)

The Break Away Connector (BAC) creates an equal potential bond for electrical workers operating out of a man lift or any machine that doesn't have an insulation boom. In the event an electrical worker becomes incapacitated, the hydraulic lift can be lowered manually performing an aerial rescue. In these cases the BAC will break away, freeing the boom from the conductor in which it was attached. 400A continuous current rating.



PART NUMBER	DESCRIPTION	MATERIAL	TAP SIZE	MAX CURRENT	FAULT RATING	LBS
BAC625(300)	CABLE BREAK-AWAY CONNECTOR 5/8-11 THREAD (250-300LBS) (BONDING CABLE ONLY) (NOT TO BE USED FOR GROUNDING)	C-110	5/8-11	CLASS 1	10 KA @ 10 CYCLES	1.5



Utility Grounding Division

CABLE COUPLER

GCC145811

TPG CABLE COUPLER 1" DIA X 4" OAL, TAP 5/8-11



PART NUMBER	GCC145811
TYPE	COUPLER
MATERIAL	C-110 COPPER, TIN PLATED
THREAD LENGTH	4"
RATING	55kA @ 15 CYCLES, X/R=30
CONTINUOUS CURRENT RATING	400A
THREAD	5/8-11 UNC
WEIGHT	.65 LBS

NOTE: MAXIMUM ALLOWABLE
COMBINED TPG CABLE LENGTH
MUST NOT EXCEED 50FT



CAST STRAIN RELIEF

U-00165-AL-HW

ALUMINUM GROUND CLAMP
STRAIN RELIEF AL CASTING



PART NUMBER	U-00165-AL-HW
TYPE	STRAIN RELIEF
MATERIAL	356-T6 AL
WEIGHT	0.125 LBS

- COMPATIBLE WITH ALL ALUMINUM GROUND CLAMPS WITH STRAIN RELIEF.
- HARDWARE INCLUDED



U-00165-BR-HW

BRONZE GROUND CLAMP STRAIN
RELIEF CASTING



PART NUMBER	U-00165-BR-HW
TYPE	STRAIN RELIEF
MATERIAL	356-T6 AL
WEIGHT	0.125 LBS

- COMPATIBLE WITH ALL BRONZE GROUND CLAMPS WITH STRAIN RELIEF
- HARDWARE INCLUDED



Utility Grounding Division

THUMB SCREW




PART NUMBER: 58PTS

REPLACEMENT 5/8-11 NYLON THUMB SCREW FOR FERRULE
PORT THREAD PROTECTION



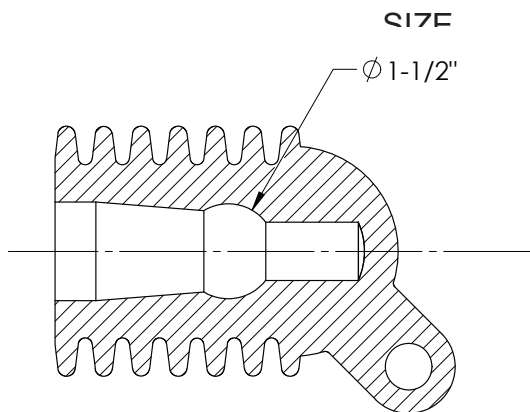
WEIGHT: 0.02 LBS



BALL STUD COVER

BALL STUD COVER

- Voltage Rating:
36.6kV phase to phase
21.1kV phase to ground



PART NUMBER	DESCRIPTION	SIZE	ASTM F712		
			TYPE 1	GRADE 2	CLASS 4
BSC100	BALL STUD COVER FOR 1IN OR 25MM BALL	1"-25MM	TYPE 1	GRADE 2	CLASS 4
BSC125	BALL STUD COVER FOR 1.25IN OR 30MM BALL	1.25"-30MM	TYPE 1	GRADE 2	CLASS 4
BSC150	BALL STUD COVER FOR 1.5IN OR 38MM BALL	1.50"-38MM	TYPE 1	GRADE 2	CLASS 4



Utility Grounding Division

PARKING STAND & CGT



TP75AL-PS

TRAVIS PATTERN 3/4" DIA ALUMINUM PARKING STUD



PART NUMBER	TP75AL-PS
TYPE	PARKING STAND ONLY
MATERIAL	6061 AL
WEIGHT	0.25 LBS

CGT

CATCH AND GET TOOL, FAULT INDICATOR INSTALLATION AND REMOVAL TOOL

PART NUMBER	CGT
TYPE	
MATERIAL	ALUMINUM 356-T6
WEIGHT	0.70 LBS






T-HANDLE ADAPTER

PART NUMBER: EST4

EYE SCREW T-HANDLE 4 INCH ADAPTER, STAINLESS STEEL





Utility Grounding Division

DISCHARGE STICK

PART NUMBER: DS1912K

DISCHARGE STICK 19" HANDLE, 12FT #4 BLACK CABLE



Parts and Accessories (Kit Contents)

- (1) Shorting probe with 12' #4 black cable & ferrule
- (1) Aluminum Flat face clamp with T-eye handle
- (1) 19" standard handle
- (2) 19" extension handle
- (1) Hand Guard
- (3) Brass Coupler
- (1) 3" stainless bull nose probe adapter
- (2) 5.5" stainless bull nose probe adapter
- (1) 10" stainless screwdriver probe adapter
- (1) 10" stainless pointed probe adapter
- (1) Black cotton carrying bag

SHORTING/DISCHARGE TOOL DE-ENERGIZED
USE ONLY NOT CONSIDERED A LIVE LINE TOOL





DISCHARGE STICK

Discharge Stick Instructions

Instructions do not purport to address all the safety concerns, if any, associated with its use. It is the responsibility of the user of this equipment to establish appropriate safety, health, and environmental practices and determine the applicability of regulatory limitations prior to use.



DESIGN

The DS1912K is designed to instantly short-circuit and/or discharge low-level stored energy charge from electrical conductors and/or equipment that have been properly de-energized and isolated from the source such as but not limited to capacitors, cables, transformer windings, bushings, CT's and PT's, etc. The tool kit incorporates a multitude of end fittings so the operator can select which is appropriate for the task. The handles supplied with the shorting tool meet the electrical specifications of ASTM F711 but are not intended to be used for live-line applications so OSHA live-line tool testing is not required.



Utility Grounding Division

DISCHARGE STICK

CAUTION

This tool is not designed for shorting or discharging power cables, distribution or transmission class power lines or large distribution or transmission class bus network systems that operate at greater than 600 volts. This tool is a low impedance device; therefore, consider this tool as not having a time constant associated with shorting or discharge.

The equipment covered in these operating instructions should be used by qualified employees, trained in and familiar with the safety-related work practices, safety rules and other safety requirements

associated with the use of this type of equipment. These instructions are not intended as a substitute for adequate training, nor do they cover all details or situations which could be encountered in relation to the operation of this type of equipment.

WARNING

Maintain minimum approach distances (MAD) per your company policy. Do not use this device on any electrical equipment or conductor that is connected to its source, this will damage unit and may cause personal injury or death.

NOTE

Before operating this equipment, read, understand and follow all instructions contained in this manual. Keep instructions with equipment.


Shorting/Discharge Tool Setup

1. Visually inspect equipment to be free of defects and contaminants
2. Attach shorting/discharge probe to handles provided making sure hand guard is in the correct position (if required)
3. Select appropriate end fittings for application and install on the end of shorting/discharge probe.

Shorting/Discharge Tool Operation. Prior to using shorting/discharge tool:

- a. Ensure conductor and/or equipment has been properly de-energized and isolated
- b. Verify conductor and/or equipment is absent of voltage
2. Attach the grounding lead to a suitable and/or approved earth ground
3. Contact tool probe to conductor and/or equipment and maintain contact for at least one second

WARNING Only use on capacitors that are disconnected from the power feed source.



BONDING DEVICE

EQUAL POTENTIAL BONDING DEVICE




PART NUMBER	CABLE SIZE (AWG)	CABLE LENGTH	COLOR	RANGE		CONTINUOUS AMPACITY	VOLTAGE
				DIA	FLAT		
BD5	#4	5 FT	GREEN	0.375"-1.25"	0"-1.25"	125A	600V
BD10		10 FT					
BD15		15 FT					
BD20		20 FT					
BD25		25 FT					
BDN2G5	#2	5 FT				190A	
BDN2G10		10 FT					
BDN2G15		15 FT					
BDN2G20		20 FT					
BDN2G25		25 FT					

Travis Equal Potential Bonding Devices are assembled with Trystar extra flexible Class K cable. Solid copper 900 Amp earthing clamps are attached to either end. Assembled with Non-Ferrous hardware and electrical joint compound is applied to each contact. Clear heat shrink with adhesive provides the cable strain relief.



Utility Grounding Division

TOOL HOLDER



PART NUMBER	TH15X18
TYPE	TOOL HOLDER
CAST MATERIAL	AL 356-T6
BRACKET MATERIAL	ALUMINUM
RANGE	18"-25"
COATING	WHITE POWDER COAT

*STRUTS NOT INCLUDED



HOT STICK CANISTER

Hot Stick Canister Covers




- These cast aluminum covers are designed specifically for Hot Sticks but are ideal for any product requiring water and dust proof storage.
- The recessed gasket in the door cover does not allow weather to ever contact the gasket directly.
- Easy to open. The stainless steel pull pin is mounted on the ring and is easily operated by a pull or push motion. No wing nuts to loosen or springs to depress.
- Doors are constructed of top grade aluminum castings.
- Doors are manufactured to fit common sizes of schedule 30/40 PVC 4" and 6" pipe and 6" drain pipe.
- Doors install easily.

Part Number: 4HSCLA
4" Hot Stick Canister Lid Assembly
Die Cast Aluminum Gasketed Cover and Ring for 4" Schedule 30/40 PVC pipe

Part Number: 6HSCLA
6" Hot Stick Canister Lid Assembly
Die Cast Aluminum Gasketed Cover and Ring for 6" Schedule PVC Drain pipe

Part Number: 658HSCLA
6-5/8" Hot Stick Canister Lid Assembly
Die Cast Aluminum Gasketed Cover and Ring for 6" Schedule 40 PVC pipe



Utility Grounding Division


HOT STICK CANISTER

Plain White PVC End Caps



- Molded PVC End Caps for 4", 6", 8 and 10" Schedule 40 standard or DWV Pipe.
- Designed and manufactured exclusively for vehicles using PVC tubes.
- Static drop tested (4" and 6" only).
- Reinforced interior gusset designed to resist impact breakage (4" and 6" only).
- Covers existing holes from most previous assemblies.
- Permanent PVC bonding with conventional PVC primer and cement.
- Weather resistant.

SIZE	PART NUMBER
4"	4EC
6"	6EC
8"	8EC
10"	10EC



HOT STICK CANISTER

Tube Mounting Hardware



Part Number:

Mounting Hardware - 4" Part #: KHS4

Mounting Hardware - 6" Part #: KHS6

Mounting Hardware - 7" Part #: KHS7

Mounting Hardware - 8" Part #: KHS8

Mounting Hardware - 10" Part #: KHS10



Includes:

- (2) Aluminum Bracket
- (2) 3/8" Dia. Stainless Steel "U" Bolt
- (4) Stainless Flat Washers
- (4) Stainless Nylon Insert Lock Nuts



Utility Grounding Division

ACCESSORIES

PART	PART NUMBER	DESCRIPTION	MATERIAL	WEIGHT LBS
	TP1FC-AUA	TRAVIS 1" FERRULE CASTING, ALUMINUM UNIVERSAL END ADAPTER.	356-T6	0.15
	TP125FC-AUA	AL 1 1/4" FIBERGLASS CONNECTOR TO UTILITY ADAPTER FULL TEETH W/ 5/16-18 TAPPED HOLE	356-T6	0.2
	TP1HFC	1" HEX FIBERGLASS CONNECTOR FOR 1" DIA POLE, UNTAPPED	356-T6	0.15
	TP1HFC-1	1" HEX FIBERGLASS CONNECTOR FOR 1" DIA POLE 5/16-18 TAP	356-T6	0.15
	TP1HFC-2	1" HEX FIBERGLASS CONNECTOR FOR 1" DIA POLE 5/8-11 TAP	356-T6	0.1
	TP125HFC	TRAVIS HEX FIBERGLASS CONNECTOR FOR 1-1/4" DIA POLE	ZINC	0.34
	TPAGA	HOT STICK END ADAPTER, THREADED HOLE TO EYE HOLE (GRIP-ALL)	356-T6	.2
	TPAGA-W	HOT STICK END ADAPTER, THREADED HOLE TO EYE HOLE (GRIP-ALL) W/ WINGS	356-T6	.25
	TPAUA	TRAVIS PATTERN UNIVERSAL END ADAPTER	356-T6	0.1



ACCESSORIES

PART	PART NUMBER	DESCRIPTION	MATERIAL	WEIGHT LBS
	TPAUA-M-SP(313)	TRAVIS PATTERN UNIVERSAL END ADAPTER EXTERNAL THREAD W 5/16-18 TAP	356-T6	0.1
	KB001Y	GD UTILITY KIT BAG 0001 YELLOW 27 X 14 X 9.5	VYNIL COATED NYLON	5.6
	SR2	1/8" x 5/8" 1018 CR CLIP WITH YELLOW ZINC	1018 CR	0.05
	25NWSFS	1/4" FLAT WASHER 18-8 STAINLESS	18-8 STAINLESS	N/A
	25C125BHBS	1/4-20 X 1 1/4 HEX HD BOLT	18-8 STAINLESS	.02
	25C150BHBS	1/4-20 X 1 1/2 HEX HD BOLT		
	CB1-3-AL	CLUSTER BLOCK, 1-3 CONNECTOR	ALUMINUM	1.25
	CB3-AL	CLUSTER BLOCK 3 CONDUCTOR	ALUMINUM	0.45
	CB3-CU	CLUSTER BLOCK 3 CONDUCTOR	COPPER	0.85
	CHS6	CLEAR HEAT SHRINK, 6IN OAL	POLYOLEFIN	.05




Utility Grounding Division

INDEX

25C125BHBS	75
25C150BHBS	75
25NWSFS	75
4EC	72
4HSCLA	71
4X4-1GSF-15	50
4X4-EXT-2GS	50
58PTS	62
6EC	72
6HSCLA	71
658HSCLA	71
8EC	72
10EC	72
BAC625(300)	59
BAC625(90M)	59
BD5	69
BD10	69
BD15	69
BD20	69
BD25	69
BDN2G5	69
BDN2G10	69
BDN2G15	69
BDN2G20	69
BDN2G25	69
BS11500M	49
BS11T500M	49
BS13500M	49
BS13T500M	49
BS11T-100	47
BS11T-125	47
BS11T-150	47
BS11T-200	47

BS11T-250	47
BS13T100	47
BS13T-125	47
BS13T-150	47
BS13T-200	47
BS13T-225	47
BS13T-250	47
BS15T-100	47
BS15T-125	47
BS15T-150	47
BS15T-200	47
BS15T-225	47
BS15T-250	47
BS1535M75-02	47
BS1535M75-03	47
BS1535M75-04	51
BS15500M	51
BS15T500M	49
BS301T-100	48
BS301T-125	48
BS301T-150	48
BS301T-200	48
BS301T-225	48
BS301T-250	48
BS303T-100	48
BS303T-125	48
BS303T-150	48
BS303T-200	48
BS303T-225	48
BS303T-250	48
BS305T-100	48
BS305T-125	48
BS305T-150	48

BS305T-200	48
BS305T-225	48
BS305T-250	48
BSC100	63
BSC125	63
BSC150	63
BSC15A-SR	17
BSC1A	16
BSC1A-SR	16
BSC1A-T	16
BSC30A	17
BSC30A-SR	17
CB1-3-AL	75
CB3-AL	75
CB3-CU	75
CF10PS	35
CF10PU	36
CF10TS	35
CF10TU	36
CF20PS	35
CF20PU	36
CF20TS	35
CF20TU	36
CF350TU	36
CF40PS	35
CF40PU	36
CF40TS	35
CF40TU	36
CFN2PS	35
CFN2PU	36
CFN2TS	35
CFN2TU	36
CGT	64



INDEX

CHS6	75	HSH112H	42	HSH12548U	43
CPB-DE	57	HSH112U	43	HSH12572C	41
CPB-DE-1	57	HSH1144C	41	HSH12572H	42
CR1902	40	HSH1144H	42	HSH12572U	43
CR1910	40	HSH1144U	43	HSH12578C	41
CR1920	40	HSH124C	41	HSH12578H	42
DLJ1	46	HSH124H	42	HSH12578U	43
DLJ1-P	46	HSH124U	43	HSH12596C	41
DS1912K	66	HSH125120C	41	HSH12596H	42
EST4	65	HSH125120H	42	HSH12596U	43
GCC145811	60	HSH125120U	43	HSH132C	41
GCVG1	22	HSH12512C	41	HSH132H	42
GCVG1-58T	22	HSH12512H	42	HSH132U	43
GCVG1E	22	HSH12512U	43	HSH136C	41
GCVG1E-58T	22	HSH125144C	41	HSH136H	42
GCVG2	23	HSH125144H	42	HSH136U	43
GCVG2-58T	23	HSH125144U	43	HSH144C	41
GCVG2E	23	HSH12524C	41	HSH144H	42
GCVG2E-58T	23	HSH12524C	41	HSH144U	43
GCVG3-58T	22	HSH12524H	42	HSH148C	41
GROUND CABLE	37	HSH12524U	43	HSH148H	42
GS2/0YC12-00018-P1	38	HSH12532C	41	HSH148U	43
GS2/0YC25-00018	38	HSH12532H	42	HSH172C	41
GS2/0YC4-00018-P1	38	HSH12532U	43	HSH172H	42
GS2/0YC6-00018-P1	38	HSH12536C	41	HSH172U	43
GS75M5625-T	53	HSH12536H	42	HSH178C	41
GS75T2HP	54	HSH12536U	43	HSH178H	42
GS75T4HP	54	HSH12544C	41	HSH178U	43
GSN2YC7-00167	39	HSH12544H	42	HSH196C	41
HSH1120C	44	HSH12544U	43	HSH196H	42
HSH1120H	42	HSH12548C	41	HSH196U	43
HSH1120U	43	HSH12548H	42	HSU1120C	44
HSH112C	44				




Utility Grounding Division

INDEX

HSU112C	44
HSU1144C	44
HSU124C	44
HSU125120C	44
HSU12512C	44
HSU125144C	44
HSU12524C	44
HSU12532C	44
HSU12536C	44
HSU12544C	44
HSU12548C	44
HSU12572C	44
HSU12578C	44
HSU12596C	44
HSU132C	44
HSU136C	44
HSU144C	44
HSU148C	44
HSU172C	44
HSU178C	44
HSU196C	44
KB001Y	38, 75
KHS4	73
KHS6	73
KHS7	73
KHS8	73
KHS10	73
LBB15	33
LBB1533G	33
LBB156G	33
LBB15C	33

LBB25	33
LBB2533G	33
LBB256G	33
LBB25C	33
LBE153G	34
LBE1533G	34
LBE1536G	34
LBE156G	34
LBE158G	34
LBE15C	34
LBE2533G	34
LBE256G	34
LBE25C	34
LBE35LI	34
LBE35LI33G	34
LBE35LI6G	34
PGB60C	58
SR2	75
TGA2-AL-T	52
TGA75-90-T	52
TGA75-S-T	52
TGA-A-T	52
TGA-B-T	52
TH15X18	70
TP10IBC-15GS	31
TP10IBC-BS17-T	31
TP125ACAT15	6
TP125ACAT15-001	6
TP125ACBT15	6
TP125ACBT15-001	6
TP125ACAT5-SR-001	6

TP125ACBT5-SR-001	6
TP125ADAT15	20
TP125ADAT15-SR	21
TP125ADBT15	20
TP125ADBT15-SR	21
TP125BCAT15	6
TP125BCAT15-001	6
TP125BCAT5-SR-001	6
TP125FC-AUA	74
TP125HFC	74
TP15ABSC15T15-SR	15
TP15ABSC1T15	15
TP15ACAT15	7
TP15ACAT15-SR	7
TP15ACAT5-SR-001	7
TP15ACBT15	7
TP15ACBT15-SR	7
TP15ACBT5-SR-001	7
TP15ADAT15	20
TP15ADAT15-SR	21
TP15ADBT15	20
TP15ADBT15-SR	21
TP15AFBT15-T	18
TP15BFBT15	18
TP15BFBT15-T	18
TP1ABSC1T5-SR	15
TP1ABSC1T5-SR-01	15
TP1FC-AUA	74
TP1HFC	74
TP1HFC-1	74
TP1HFC-2	74



INDEX

TP25ACAT	10
TP25ACAT10-SR	11
TP25ACAT15	10
TP25ACAT15-SR	11
TP25ACATSR	11
TP25ACBT	10
TP25ACBT10-SR	11
TP25ACBT15	10
TP25ACBT15-SR	11
TP25ACBTSR	11
TP25GSS-PS	38
TP25HA726X6	45
TP2ABSC30T5-SR	15
TP2ACAPSR	9
TP2ACAT10-SR	8
TP2ACAT15	8
TP2ACAT15-SR	8
TPACATSR-5H	9
TP2ACBPSR	9
TP2ACBT10-SR	8
TP2ACBT15	8
TP2ACBT15-SR	8
TP2ACBTSR-5H	9
TP2ASQAT15-SR	9
TP35ACAT10-SR	12
TP35ACAT15-SR	12
TP35ACBT10	12
TP35ACBT15-SR	12
TP3X3A-15GS	27
TP3X3BAT-SR	26
TP40ACAT15-001	4

TP40BCAT15-001	4
TP4FAT15-GS47	19
TP4X4AAAT15-GS47	27
TP4X4AA-BS17-T	27
TP4A4BAAT15-BS15	26
TP4X4BAAT15-GS47	26
TP4X4BAAT15-SR	26
TP50AFB	18
TP54ASC-01	28
TP54ASC-02	28
TP54ASC-03	28
TP54ASCA-D	28
TP56RC90136	25
TP6ACA-BS165	13
TP6ACA-BS3065	13
TP6ACAT15SR-15GS	13
TP6ACAT-SR	13
TP6ACBT15SR-15GS	13
TP6AFA-125GS	19
TP6ARAT20-S	13
TP6ARA2T20-S-ET	13
TP6ARAT-SR	13
TP6ARB2T20-S	13
TP6X6A-15GS	16
TP75ACAT15	5
TP75ACAT15-M-PG	5
TP75ACAT15-SR	5
TP75ACAT15-VJ	5
TP75ACBT15	5
TP75AL-PS	64
TP75BCAT15	5

TP75BCAT15-SR	5
TP90136TRC	25
TPACCT15	24
TPACCT15-1PS	24
TPACCT15-2PS	24
TPACCT15-2PS-2T	24
TPAGA	74
TPAGA-W	74
TPAUA	74
TPAUA-M-SP(313)	75
TPHA-INS	45
TPIWCB4X6T15GS	29
TP-RC3-85	56
TP-RC-85	56
U-00165-AL-HW	61
U-00165-BR-HW	61



Utility Grounding Division

TERMS AND CONDITIONS OF SALE

Prices and Terms of Payment

Quotations are firm when accepted within 30 days. Payment terms are net 30 days from date of invoice.

Transportation of Shipments

All prices are F.O.B. shipping point. Shipments are prepaid and added to all invoices. Travis UGD reserves the right to determine the method of transportation and routing. When the Purchaser specifies other than the least expensive method, transportation expense will be borne by the Purchaser.

Packaging

Travis UGD reserves the right to ship in standard packaging. All export or special types of packaging are subject to additional charges.

Sales Tax

Prices do not include sales, use, excise or similar taxes. The Company reserves the right to add tax as may be required by law.


Limitation of Liability

The Company's liability on any claim of any kind, including negligence, for any loss or damage resulting from this contract, from the manufacture, sale, resale, delivery, repair or use of our equipment furnished on this contract shall in no case exceed the price invoiced on the order. In no event shall the Company be liable for special or consequential damage.

Guarantee

Travis UGD warrants that its manufactured products will be free from defects in material, workmanship and title. If it appears within one year from date of shipment that the product does not meet the warranty specified under normal and proper use of the product, it will be repaired or replaced at the company's expense F.O.B. factory.

Manufactured By



C-CLAMPS
FLAT CLAMPS
VICE GRIP
DUCKBILLS
BALL SOCKET
ANGLE CLAMPS
RAIL CLAMPS
CUTOUT CLAMP
GROUND STUD
CLUSTER BAR
BREAK AWAY
DLJ
LOAD BREAK DEAD BREAK
FERRULES
CABLE
HOT STICKS
TEMPARARY HOT ARM

1413 E HAWTHORNE ROAD, SPOKANE, WA 99218

PHONE: (509) 466-3545 • FAX: (509) 467-6465